



**Senior Infant work plan  
for the week  
27<sup>th</sup> April – 1<sup>st</sup> May**

**SESE, SPHE, Art, Music,  
P.E., & Religion**


If you would like any of your child's  
work displayed on the school website  
please send it to Gaye our HSCL teacher

on

whatsapp 0877443779 or by email [hscl@shkillinarden.ie](mailto:hscl@shkillinarden.ie)

# SESE:History



- Listen to the story 'Peace at Last' one more time.   
<https://www.youtube.com/watch?v=PWMuB6lwzE4>
- Can you retell the story from beginning to end in your own words?
- Now you must put the following sentences into the correct order and draw a picture to match. An example of how you can do this is on the next slide.

Mr. Bear went to sleep in the garden.	Mr. Bear, Mrs. Bear and baby Bear were tired.
Mrs. Bear made Mr. Bear a cup of tea.	Baby bear was lying in bed pretending to be an aeroplane.


1.

2.

3.

4.

Write the sentence under each picture.





# Geography






- Listen to the story 'Rosie's Walk.'

<https://www.youtube.com/watch?v=zclASWBmwz8>




- Last week, we found out that you can find countries on a map or on a globe. Maps are also very useful when we are trying to look for something. When we look at a map, it is like a bird's eye view. Try and imagine what a bird can see as it flies in the sky, everything probably looks quite small!
- Try and draw a map of Rosie's journey in the story. You can listen to the story again and there is pictures on the next slide to help you! We would love to see your maps on our school website.



# Science



- Last week, you were learning about different types of sounds. You experimented with making sounds that were high, low, loud and quiet.
- Imagine you were going to the zoo. You would hear lots of sounds there. Close your eyes and imagine what you could hear?
- Can you draw three of your favourite sounds that you could hear? Don't forget to write what kind of sound it is beside your picture.



# Activity



- Here are some activities that you could try at home to learn more about sound. You can choose one or try them all throughout the week, your choice!

Fill five glasses/jars up with different levels of water. Tap each jar with a spoon, what sounds did they make? Did each glass/jar make a different sound?

***\*Ask an adult to gather the glasses and be very careful when tapping the glass!\****

Fill a plastic bottle up with rice and close it with the lid. Shake the bottle, what can you hear? Explore ways to make the bottle sound louder and quieter.

***\*You can always paint the bottle and you have your very own music shaker!\****

Cover a plastic bowl with some cling film. Pour a small amount of rice onto the cling film. Hold a baking tray close to the bowl and using a spoon, hit the tin. What happens to the rice? Why do you think that happens?



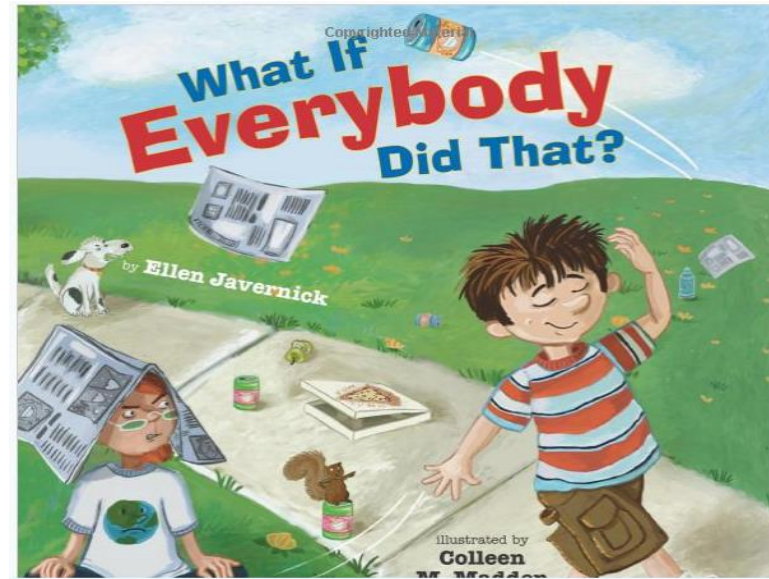


**SPHE**

# Do we need Rules?


Aim: Recognise and become familiar with the rules within a group or wider community, those who safeguard these rules, and the importance of obeying the rules in order to keep people safe.

- Ask your child to tell you about the school rules.
  - Discuss the rules –
    - Is X a good rule?
    - What would happen if the children didn't obey the rule?
    - Why does Mr. Morris have rules?
- Then ask them to think about what other places might have rules(e.g. library, The Square, the park)
- Discuss these rules and their importance and how they are there to keep us safe.
- Ask your child to think of people who help them- People at home, school, on way to school, people in the area
- Discuss the importance of these people and the rules they may have for keeping us safe.



<https://www.youtube.com/watch?v=SD0apYFz5gg>

- Listen to the story and discuss.



**Design a poster with  
tips on following rules  
at home.**





Art

# Van Gogh's Sunflowers painting

## More about Van Gogh

- We talked last week about how **Vincent Van Gogh** is one of the world's most famous artists. What do you remember about him?
- Another famous painting of his is this one – called the [Sunflowers](#).
  - Do you like it – why?
  - Describe the colours you see.
  - What is your favourite flower and why?
- Click the link below to hear the story of Camille and the Sunflowers.

- <https://www.youtube.com/watch?v=JqK6lwwg96U>



## Sunflowers by Van Gogh





# Time to create your own Sunflowers.



## You will need:

- yellow paper, green paper & brown paper  
(or colour/paint some paper - green, brown & yellow)
- glue
- tape
- scissors
- Optional: sunflower seeds to decorate the center.

### Step 1: Yellow paper-

- Fold the yellow sheet of paper in half and cut it.
- Start folding the paper – make an accordion fold
- Fold all the way to the end of the sheet.
- When done, fold in half - And glue together.
- Repeat with the other half of the yellow sheet of paper. Glue both halves together.

### Step 2: Brown paper-

- Cut a smaller circle out of brown paper. Glue it onto your sunflower rosette.

### Step 3: Green paper-

- Roll the green paper to make the stem and glue it in place. Cut leaves out of green paper and glue them onto the stem.
- Apply glue to the stem. Press the sunflower rosette on the stem.
- Secure with tape at the back



Click the link to watch a step by step video - <https://www.easypeasyandfun.com/sunflower-paper-craft/>




# Music

# Music

## The Swan by Camille Saint-Saens' Carnival of the Animals

- <https://www.youtube.com/watch?v=vNdsrHPCcCg>
- Listen to this music again.
  - Create your dance routine the music.
  - Pretend to be the Swan and move the way the swan does in the music.
  - Have fun 😊







P.E.



# Keep active

## PE with Joe Wicks

- [https://www.youtube.com/playlist?list=PLyCLOpd4VxBtWi7RnRLz6qHgOqWiB\\_LrH](https://www.youtube.com/playlist?list=PLyCLOpd4VxBtWi7RnRLz6qHgOqWiB_LrH)

## Chicken Dance

- <https://www.youtube.com/watch?v=npp1z32idrc>

## Pop See Ko

- <https://www.youtube.com/watch?v=Pwn4beja1QE>



[This Photo](#) by Unknown Author is licensed under [CC BY-NC-ND](#)

# You might be tired after that exercise! Time to relaaaaax..

## Rainbow breathing

- <https://www.youtube.com/watch?v=O29e4rRMrV4>

## Butterfly stretch

- <https://www.youtube.com/watch?v=oYI0TPJOuGk>





# Religion

# Religion

## Grow In Love

Our religious education programme Grow in Love is available for free online at <https://www.growinlove.ie/en/> .

You can login using the following;

- email: [trial@growinlove.ie](mailto:trial@growinlove.ie)
- password: growinlove.

You can browse through any of the Senior Infants stories/ songs you like.  
This week you could look at  
Unit 8: The Church (2. A Place of Prayer).



Grow In Love