





Junior Infants Literacy Online Learning



Sacred Heart JNS
April 27th - May 1st

Children: Well done on completing all your work last week. We hope you are all healthy and safe at home and keeping busy. Your teachers can't wait to see you all again soon. I hope you have fun doing the activities we have given you.

Parents/Guardians: We hope that our plans are helping you. The children will need your help but should be encouraged to be as independent as possible. Keep the sessions short (2/3 tasks per day) and regular and remember that you have one week to complete the tasks. Don't stress or panic if not completed we will revise all of this when schools re-open. Thank you.



Students will need:

- A copy book to record their work.
- Pens, pencils, colours, rubber.
- An adult to help.
- A computer / tablet / phone for some activities.

Phonics

Phonics April 27th – May 1st

c, k, e, h, r, m, d

Say each sound, do the action and sing the jolly phonics song.


List 3 words for each sound.

Here is a link to the songs to match each sound.



https://www.youtube.com/watch?v=f8ggDdp1Znw&feature=emb_log
[o](#)

Sound Sort

Can you find which one is the odd one out?





C





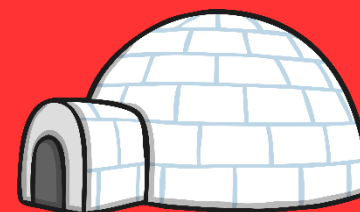
k











e






h








m





d



Blending: Sound out 3 words daily

Monday	Tuesday	Wednesday	Thursday	Friday
map tap sit	man pan dip	dad sad pot	pig dig dog	cat cot kick

Rhyming Words: in family

Rhyme week 1: How many words can you think of that rhyme with **tin**?

Which of the following is not an –in word?



pin



cat



-in



tin



bin

Dough Disco Time

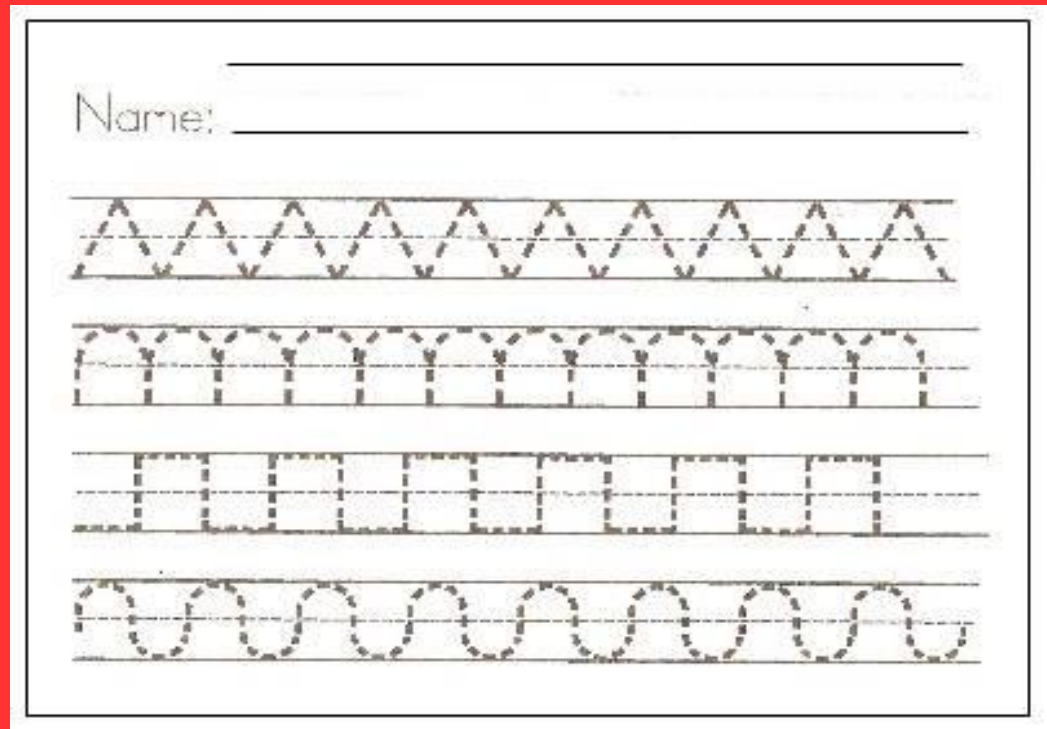
<https://www.youtube.com/watch?v=DrBsNhwxzgc>



Writing Patterns

Practice some writing patterns.

Allow children to create their own patterns, i.e draw a big bowl of spaghetti, draw curly hair on a face.



Writing Activities

Introduce the sound to children and allow children think of things that begin with this sound.

Practice writing letters and drawing pictures to match. *Pick up where you left off from last week and do not rush.*


This is the sequence of letters to follow;

c, a, d, g, o, u, l, f, b

C C C C

C C C C

C C C C





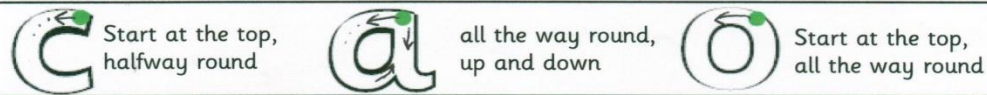
cake

Letter Formation

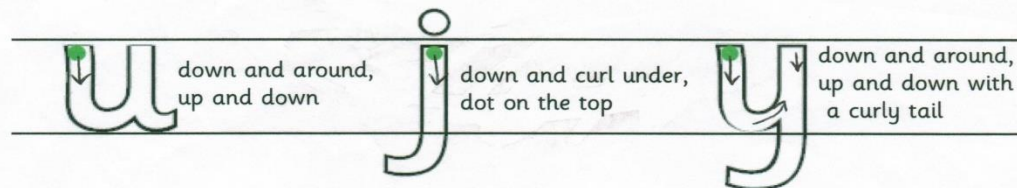
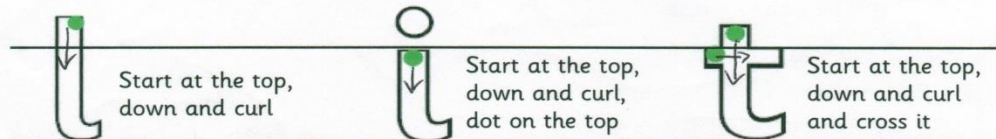
Letter formation

Start on the dot, follow letter through in the direction of arrow.

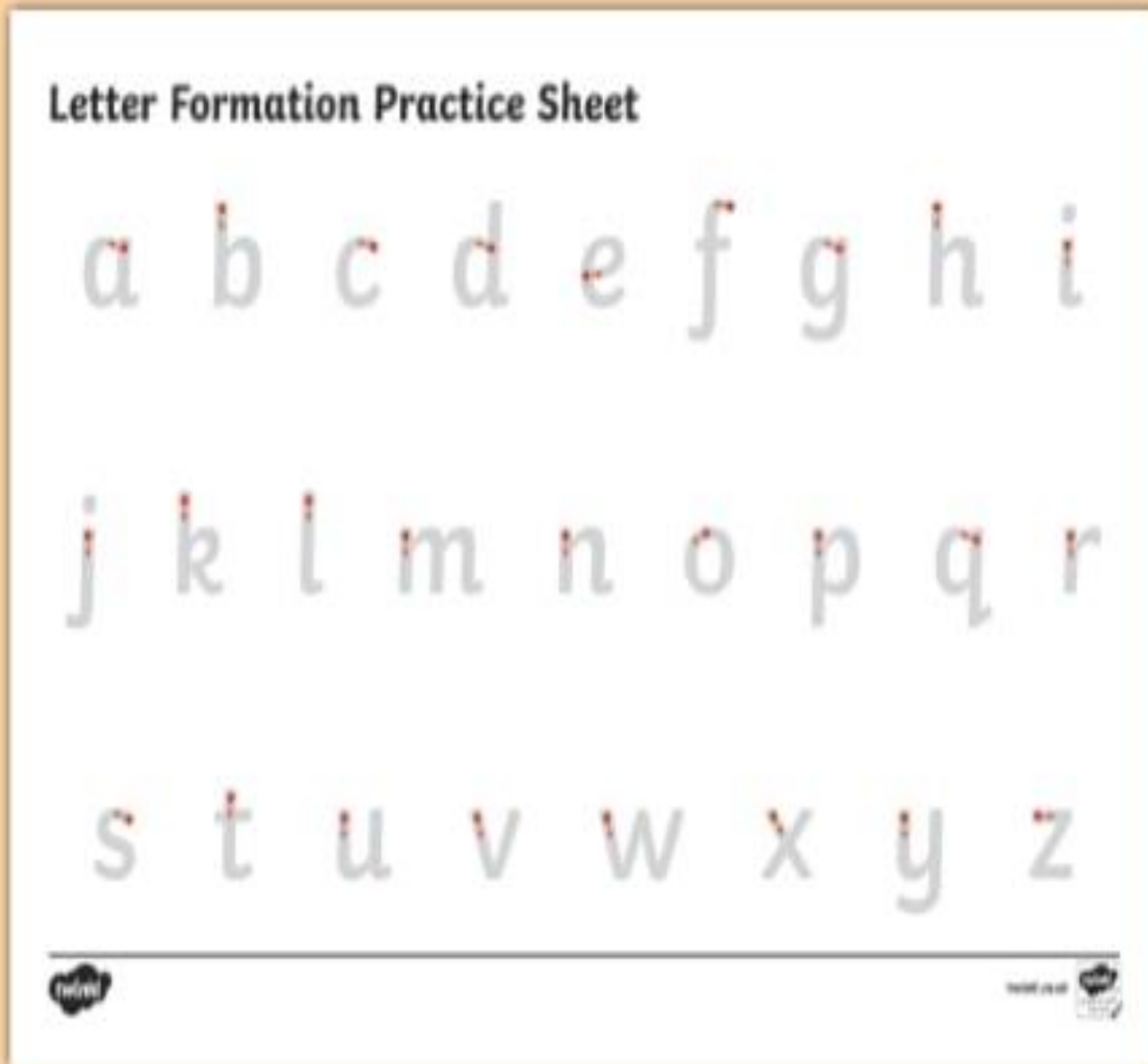
SET 1: Caterpillar letters



SET 2: Ladder letters



Reminder: Correct letter formation is SO important



Oral language

The Doctors' Surgery



Questions

What colours can you see in the picture?

Can you find any shapes in the picture?

What place is shown in the picture? Have you ever been to this place? Why would you go to this place?

I can see three people in the picture. Do you know who these people are?

Who is the doctor? How do you know? What is around his neck?

Why is the patient meeting the doctor?

What do you think happened to the patient?

What will the doctor do?

Would you like to work in a doctor's surgery? Why?

Spot the difference

Spot The Difference

Name _____

There are 10 differences in the pictures below. Can you find them all?



Reading

Try to set aside a little time each day to read to your child.

Encourage them to predict what they think will happen before they read it. When we make predictions we look at the front cover and title of the story.

Encourage them to look at books themselves and to identify any words they know.

Get them to retell stories in their own words and to talk about the characters.

Ask them to draw a picture of their favourite part of the story.

'Debbie and Friends' on YouTube tells Fairy tales through music.

Links for Reading

Sample story you can read: 'Jack and the Beanstalk.'

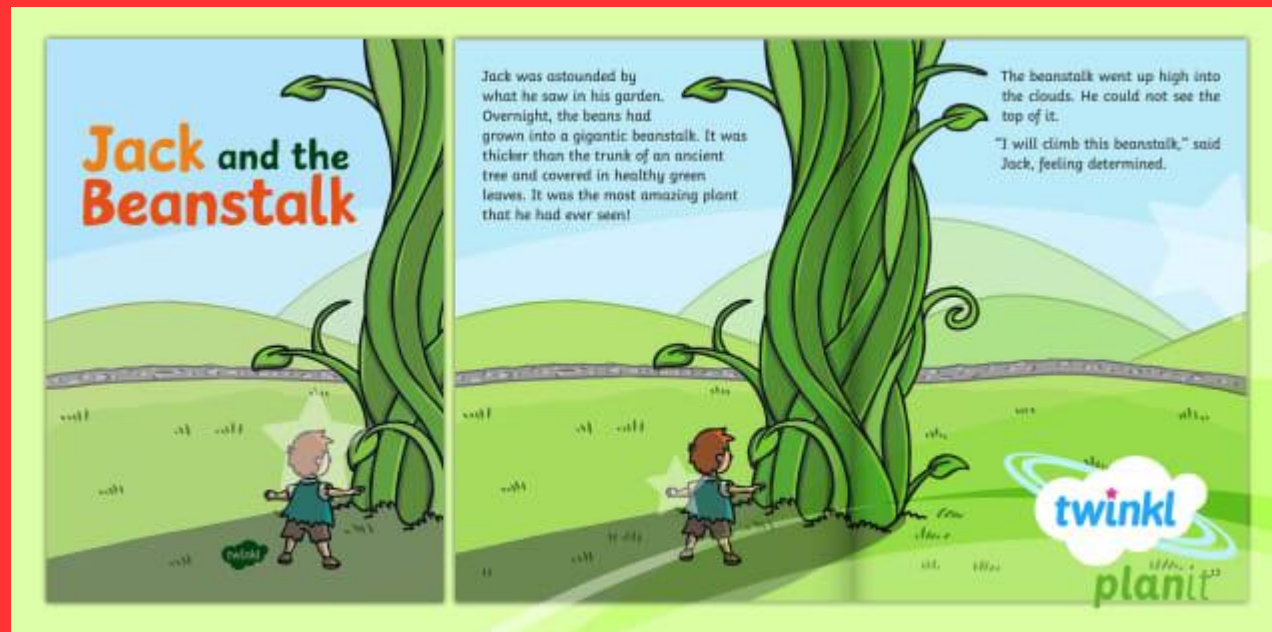
<https://www.twinkl.ie/resource/jack-and-the-beanstalk-ebook-tp-l-52314>

<https://www.youtube.com/channel/UC8t3AI5041G9vMV71-9TBDw>

<https://www.starfall.com>

<https://www.oxfordowl.co.uk>

<https://stories.audible.com/discovery>





PREDICTING

Thinking about what might happen.....

- I can make predictions **before and during** reading.

- I think about the **information** I know from the **cover, pictures** and the **story**.

- I think about **what will happen next** and listen to the **author's clues**.

- It doesn't have to be right!!



Tricky Words

I	the	he	she	we	me	be
----------	------------	-----------	------------	-----------	-----------	-----------

Tricky words are best remembered by constant repetition. Here are some simple ways to achieve this.

Write the words individually on paper and stick them up around the house. Ask your child to say the word whenever they pass by it. Move the words around regularly.

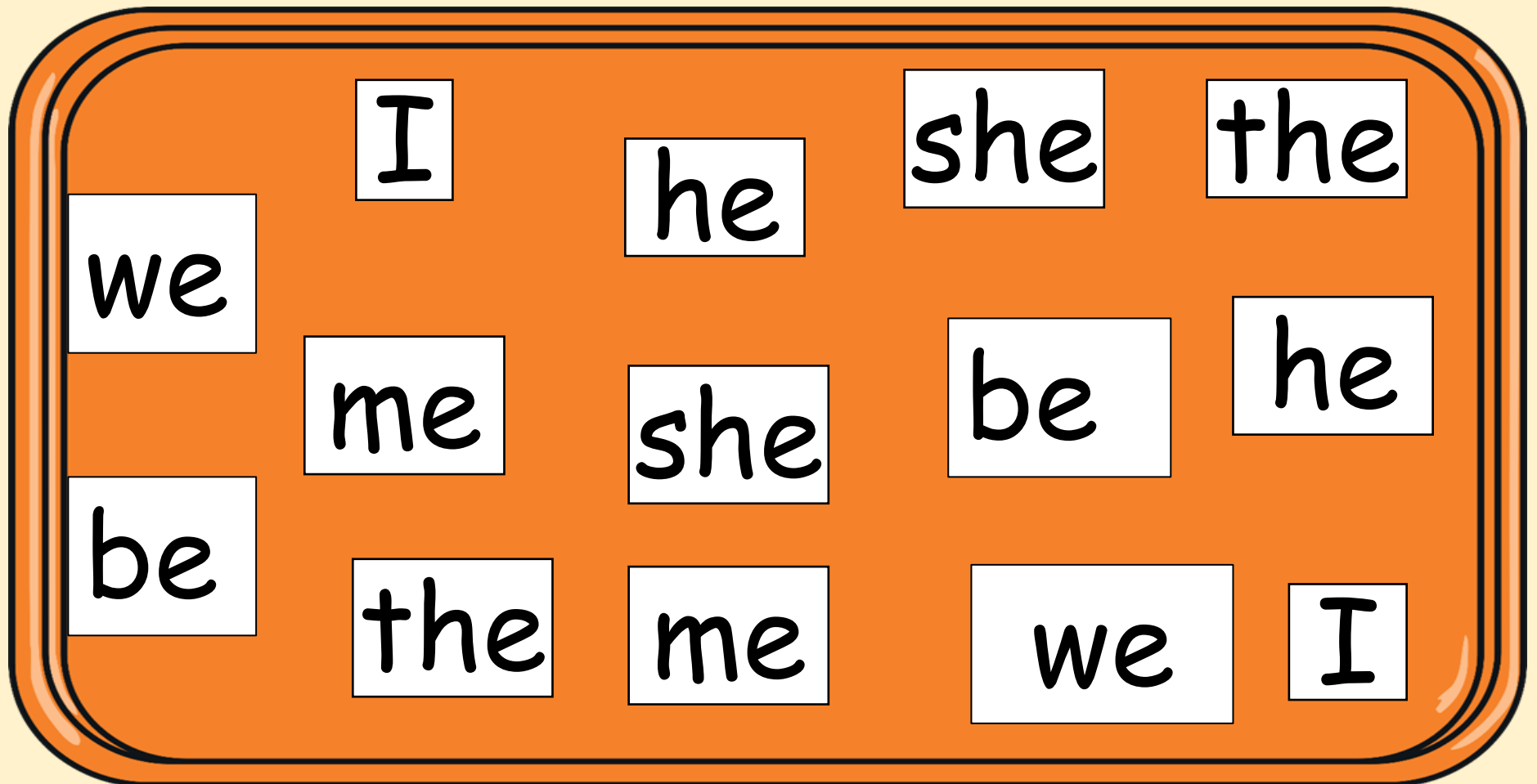
Make two copies of each word and play Memory Game or Snap.

Be a tricky word detective and find a given word in a story book.

Watch the Epic Phonics 'Tricky Word' songs on YouTube

Can you find the matches?

To win you have to be able to read and match all the words! Good luck!



Have fun learning this poem and adding actions.

April Showers

Pitter patter rain drops

(wiggle fingers to imitate rain)

Falling from the sky

(wiggle fingers downward)

Here's my umbrella

(action of opening an umbrella)

Hold it high!

(hands over head)

When the rain is over

(bring hands down slowly)

and the sun begins to glow


(make sun with arms)

Little flowers start to bud

(Kneel down)

then grow, grow, grow!!!

(slowly stand up)



Gaeilge - Irish



<https://www.youtube.com/watch?v=LvBSZb0y3rA&t=57s>

Dia duit. *Dia's Muire duit.*

Cé tusa? *Is mise...*

Slán. *Slán leat agus go raibh maith agat.*





Bia




Bua na Cainte







Bosca Lóin

Bosca Lóin




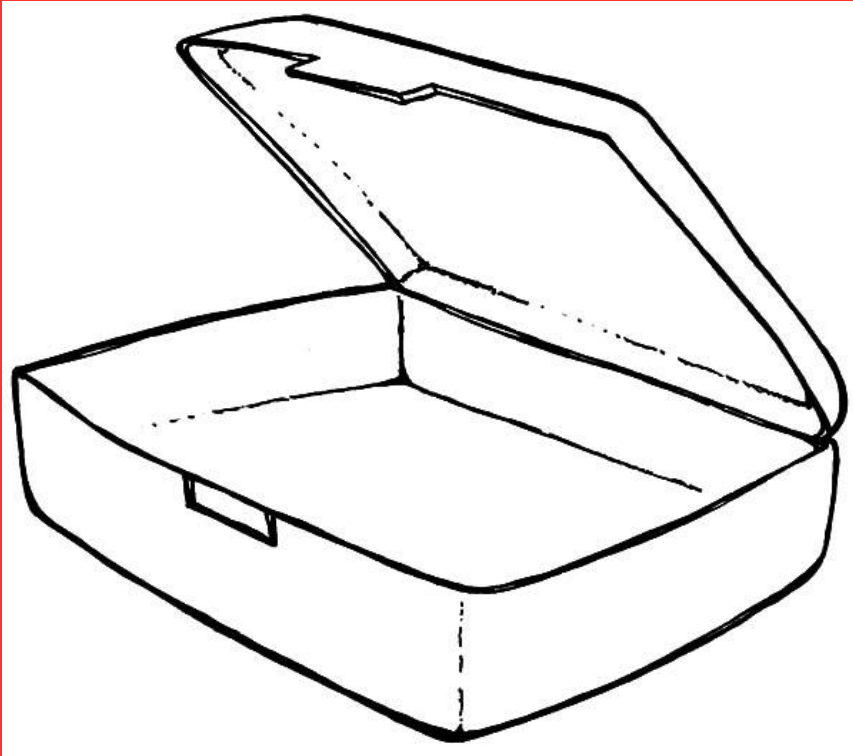


Cad atá sa bhosca lóin?



Tarraing Pictúir

Draw a picture of your own lunch box



Well done!! You have completed all
your work.

