



Senior Infant work plan for the week 5th to 8th May

SESE, SPHE, Art, Music, P.E., & Religion


If you would like any of your child's
work displayed on the school website
please send it to Gaye our HSCL teacher

on

whatsapp 0877443779 or by email hscl@shkillinarden.ie




SESE



Creating your own map

- You are going to create your own map using some items that you can find at home. Pick 3-5 items some examples are: pencil, rubber, spoon, bowl, cup, teddy, lego, book and so on.
- Place your items anywhere on the table or on the floor. (Try and spread them out a little bit)
- With an adults permission, stand on a chair to look at the items. Remember, maps are like a 'birds eye' view. Can you see everything? They might look different or smaller but this is okay.




- Using paper and pencils, try and map the objects you have put on the table or floor. Don't forget to draw the table or floor (this is important!)
- Can you give your map to someone at home and ask them to find one of the objects?



Science




- There are lots of ways to keep our school and houses safe and clean. We are also trying to keep our country safe at the moment, by staying in doors and washing our hands.
- We keep our schools and houses safe and clean by putting rubbish into the correct bins, not wasting water and not wasting electricity. Can you think of how we do this? Talk about it with someone at home.



- Listen to the story 'Michael Recycle.'
- <https://www.youtube.com/watch?v=pJweMxEhJlU>
- Design a poster for your house of ways to keep it safe and clean.
- You can use some of Michael Recycles tips to help you.
- Remember, you need to make sure everyone at home are following the rules!!



SPHE



Where I live.

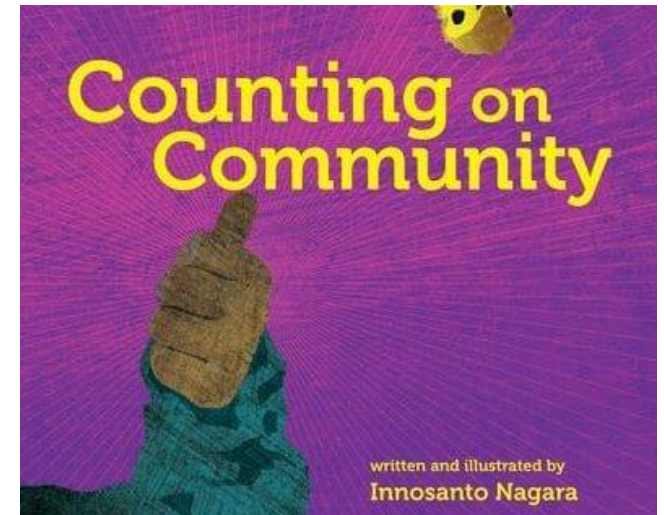
Aim: Recognise that each person has an important contribution to make to the life of the community.

- Ask your child about the places that they like going to in their local community and what things they like to do when they are there.
- Discuss these places and the people who look after them or organise these events.
- Discuss with your child the reasons why we cannot visit these places and people at the minute.



Remember last week how we talked about the importance of following rules and how rules keep us safe.

- ❖ Discuss how important it is right now to follow the rules of staying at home and that by doing so we are all doing something very important for our community and everyone in it.
- ❖ Click on the link to hear this week's story ➡




<https://www.youtube.com/watch?v=7H-JBNtB-s0>



Remember:

A **HUGE Well Done** for
staying at home, for
washing your hands correctly
and for staying safe.
Listen to the story – & colour
Germs are Not for Sharing

You are doing an amazing job.
Thank you.



- https://www.youtube.com/watch?v=YCq3Ft_s-5s



Art


Creating a community

- Today we are going to look at this painting by Kandinsky – we have already learned about this famous artist – as a reminder you can listen to this link.

<https://www.youtube.com/watch?v=H6yy6RUpl7E>


- I want you to look at this painting called Houses in Munich this is how Kandinsky painted the Munich city community.
 - What do you think about it?
 - What can you see in the painting?
 - What shapes can you see?

Houses in Munich by Kandinsky



Creating a community

- This week you are going to create your own community and you get to choose 😊
- You can either construct your community using Lego or Duplo
- Have a look at these examples -

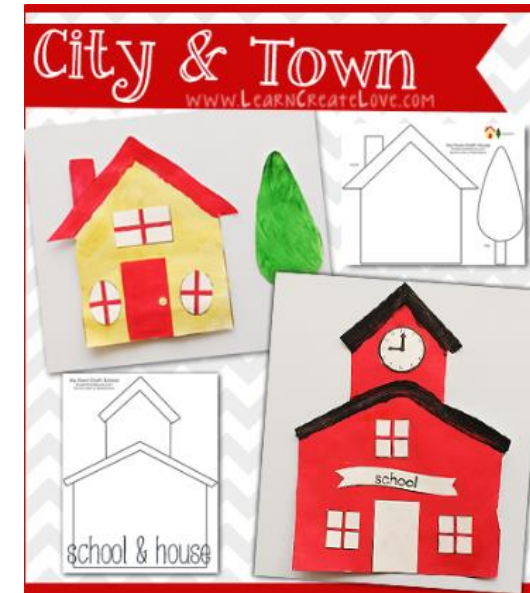


Or



Creating a community

- You can create a picture of your community using shapes that you cut out and glue onto a background paper.
- Have a look at these examples
- What shapes can you see?
- What shapes will make a good house, door, window or roof?
- You can use white paper and colour in the shapes before you glue them.



Creating a community

- **Time to get creative.**
- *PS Don't forget to send us a photo of your creation.*

We would love to see it.

Have fun 😊





Music

Music

As you are all doing such a great job helping the community by staying at home, staying safe and washing your hands – here is a song to help.

The Wash Your Hands Song.


- <https://www.youtube.com/watch?v=dDHJW4r3eIE>
- Sing the song as you wash your hands. 😊







P.E.

As it's Active Week
Make sure to watch
the website every day
for exciting
challenges.
Enjoy 😊

**Active
HOME
Week**
27 April – 3 May

 60 Minutes
 Make it FUN!


Children and young people
need at least 60 minutes of
physical activity every day
World Health Organization


Please remember, at all times, to follow the government COVID-19 advice. If exercising outdoors, keep within 2km from home, keeping 2m distance from others.


Date	Activity 1	Activity 2	Activity 3	Activity 4	Total Time
Monday <small>27 April</small>					
Tuesday <small>28 April</small>					
Wednesday <small>29 April</small>					
Thursday <small>30 April</small>					
Friday <small>1 May</small>					
Saturday <small>2 May</small>					
Sunday <small>3 May</small>					

☐ I DID IT!
☐ I was active for 60 MINUTES every day

Pupil name _____ Class/Teacher _____

 **Active School Flag** is a Department of Education and Skills initiative supported by Healthy Ireland.

 Guidance on
COVID-19
Public Health
Advice

 HE



Activities you might like to try :-

- 🏃 Go for a short walk/run everyday
- 🏃 Kick a ball with someone or against a wall
- 🏃 Ride your scooter/bike for 10minutes
- 🏃 Draw your own hopscotch with chalk and play



Ready for some exercise?

🏃 PE with Joe Wicks

https://www.youtube.com/playlist?list=PLyCLoPd4VxBtWi7RnRLz6qHgOqWiB_LrH

🏃 Social distancing long jump challenge

<https://www.athleticsireland.ie/news/social-distancing-long-jump-challenge>

🏃 Cosmic Kids Yoga

<https://www.youtube.com/user/CosmicKidsYoga>





Religion

Religion

May the month of Mary.

Grow In Love

Our religious education programme Grow in Love is available for free online at <https://www.growinlove.ie/en/>.

You can login using the following;

- email: trial@growinlove.ie
- password: growinlove.

As May is the month of Mary – please look at the following lesson:

Theme 11 'Seasonal Lessons'
- Lesson 3 'Mary'




Grow In Love

May the month of Mary.

During the month of May,
we can create a May altar
in honour of Mary.

Have you ever seen a May
altar before?



IN SCHOOL

What would you put on the May altar?

Draw and colour.



May month of Mary

- Practise Saying the 'Hail Mary' Prayer

<https://www.dublindiocese.ie/liturgical-resources/in-english/hail-mary/>

- Design and colour your May Altar.