




Junior Infants SESE



Sacred Heart JNS

May 11th -15th 2020



- Children, well done on completing all your work last week. We hope you are active and enjoying the sunshine.
- What season do you think it is now? Summer? Autumn? Winter? Spring?
- Here are some more activities do to based on the Garden.
- **ENJOY** and have lots of fun outside!!

Task 1

Plants and Flowers Hunt Sheet

Tick the plants and flowers that you have found!



daisy



buttercup



clover



nettle



dandelion



ivy



bramble



rose



bluebell



dog rose



sunflower



poppy

Let's see if you can find these in your garden or the park.



How many did you find?






Which is your favourite?

Can you draw and colour your favourite flower?

Children, Tell
the story
using the
pictures

Task 2

Peep Plants a seed



Peep Plants a Seed


Now watch the story of Peep planting the seed

<https://www.youtube.com/watch?v=Yxs7P7LWzDg>

Can you draw and colour the pictures in the correct order. (First, next, next, last)

Task 3

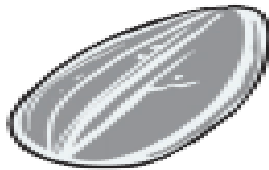
Remember the steps in Peep's story.




flower



sprouting seed



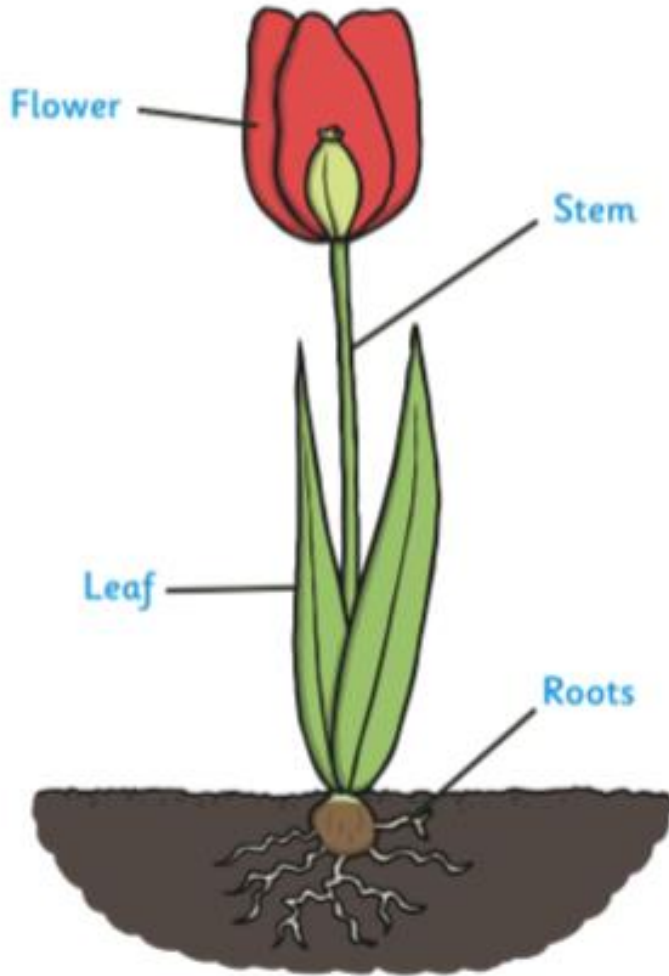
seed



seedling

Task 4

Parts of a Plant



1. See if you can label the parts of the plant on this game.....click the link

<https://www.twinkl.ie/go/resource/parts-of-a-plant-interactive-labelling-activity-tg-85-newlink>

2. Draw or create your favourite flower and label it.

Task 5

Have some fun in your garden/ outside

You can use whatever you get your hands on: sand, plant pots, trowels, soil, water your garden, role play going to a garden centre etc...

Get planting!!



Let's see what teacher used to plant seeds in her garden.....



Find an apple
in your kitchen



Eat your apple



Look inside, there are
seeds!



Finish eating and
pick out the seeds



Find a pot/box
and some soil



Put the soil into your pot



Fill that pot with soil



The pot is full of soil



Get your apple seeds



Pop the apple seeds into your pot



Push the seeds into the soil (Ted making sure I'm doing it right)



Congratulations!! You have planted apple seeds

Can you create an apple tree?



Congratulations!!!

You have completed your work for this week.
You know lots of things about the garden.

