

# Music and Art



# Music

- \* [https://www.youtube.com/watch?v=\\_6HzoUcx3eo](https://www.youtube.com/watch?v=_6HzoUcx3eo)
- \* Old Mac Donald
- \* <https://www.youtube.com/watch?v=aTrtKikAW6E>
- \* Mary had a little lamb


# Rhyme

- \* [https://www.youtube.com/watch?v=pTxisFc\\_dc8](https://www.youtube.com/watch?v=pTxisFc_dc8)
- \* Baa Baa Black sheep..... check out these rapping sheep!!!


# Drawing

- \* Art is fantastic for developing language skills particularly the language of instruction. Guide and talk to your child through each step.
- \* It is also great for visual discrimination; see can your child notice the extra detail in each slide and see can s/he follow it him/ herself.
- \* You will need a pencil, paper and colours.
- \* You have been learning about the farm and about shapes.
- \* We are going to learn how to follow the steps to draw a cow and her baby calf; a sheep and her baby lamb.
- \* We will look forward to seeing your pictures on our school website.
- \* Try your best and most of all...ENJOY!!!

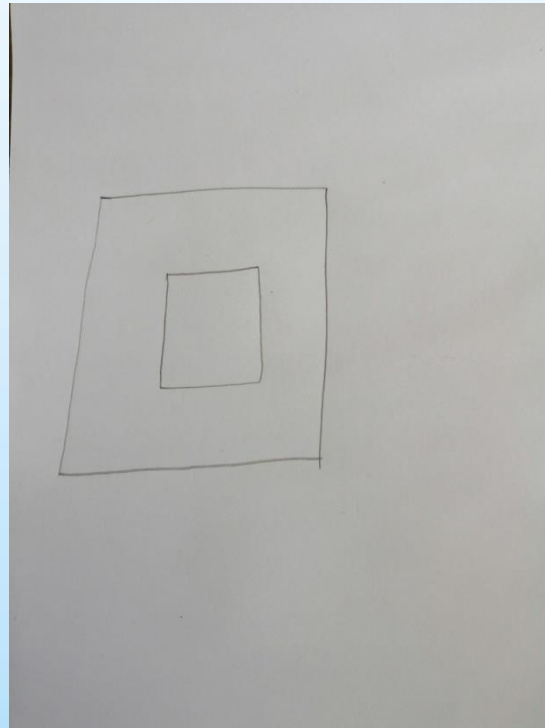
Lets try to draw a cow and a calf.




First, draw a big square...



# Draw a little square inside





# Add rectangle legs






# How many legs?







# Next....



# Then....







And so on....





What do you need to draw next?  
What extra detail was added?









































# Colour and decorate your picture



Knock!Knock! Who's there?  
Cow....Cow who? NOOOO! Cows say  
MOOOOOO!








Now let's try a sheep and a lamb.  
Here is a lamb I saw sleeping in the  
sun with his maaaaaaa!













































































Colour and decorate your picture  
your way.









Have a lovely week.

