



2ND CLASS

MONDAY 11TH MAY – FRIDAY 15TH MAY
MS. N. FOX, MS. J. TROY AND MS. C. FOX

WELCOME TO WEEK 4

- Good Morning everyone I hope you all enjoyed Active Home week last week.
- I had great fun doing all of the fun activities as you can see in the next slide.
- Don't forget you can share some pictures of what you have been doing by sending them to Ms. Healy on 0877443779 or by email hscl@shjkillinarden.
- I would love to see all your photographs.
- Enjoy this weeks English activities.
- See you soon Ms. N. Fox





Spelling out
my name: this
is my plank for
the letter L in
my name

Can you see
my skipping
rope made
from string



My
flamingo
pose



Can you guess
my yoga pose
it shows my
favourite
animal


Answer:
dolphin

MY FAVOURITE ACTIVITY..... THE TOILET PAPER HURDLES



MINDFULNESS AND MEDITATION

- I hope you are enjoying the mindfulness and meditation before you start your school work every day.
- This week we are going to try some cosmic yoga.
- Yoga will help to loosen up your body and help with your concentration.
- Here is a link to a nice cosmic yoga you could try:
- https://www.youtube.com/watch?v=T_0P5grVoyg



YOU WILL NEED:

- A copy book to record all your work
- Pens, pencils, colours, rubber
- An adult to help sometimes!



CONTENT OF WORK:

- Monday – News
- Tuesday - Phonics
- Wednesday – Setting description
- Thursday - Grammar
- Friday - Poetry
- Read every day
- Spellings into sentences – everyday
- Gaeilge – practice words everyday
- Gaeilge - draw picture to match the words



READING - EVERYDAY

- Try to read for 15minutes everyday.
- Read some of the books that you have at home.
- Give some audio books a try on this website:
- <https://stories.audible.com/discovery>
- If you are a member of the library you can get ebooks or audio books from this website:
- <https://www.librariesireland.ie/news/online-services-during-coronavirus>



SPELLINGS

- This week we have Set A and Set B for our spellings you only have to choose one.
- Try challenge yourself by choosing Set A but if you find these too tricky then choose Set B
- Each day put your spellings into sentences like you normally do for homework.
- On Friday do your own mini spelling test at home and if you try your best you might have earned a Friday treat like an ice cream if the weather is nice.



SET A

Set A	Look	Say	Cover and Write	Check
Monday	pear			
	tear			
	stare			
Tuesday	wear			
	share			
	care			
Wednesday	dare			
	compare			
	fare			
Thursday	bear			
	square			
	scare			

SET B

Set B	Look	Say	Cover and Write	Check
Monday	Sam			
	ham			
	jam			
Tuesday	ram			
	Pam			
	bench			
Wednesday	shin			
	tin			
	pin			
Thursday	fin			
	are			
	them			


MONDAY

- Write about your news from last week or something you did at the weekend.
- You might want to write about some of the activities you did last week during your active home week.
- Why not write about a game you played, a picture you drew or a book that you have read.
- Remember this is recount writing so make sure to have as much detail as possible:
- Who?
- What?
- Where?
- When?
- Why?
- How?



TUESDAY: SPELLINGS

- Sometimes our digraphs can be confusing this week we are looking at two digraphs that make a different sound.
- This week we are looking at 'are' and 'ear' this digraphs say the 'air' sound.
- Here are some picture clues to words with ear and are digraphs saying air:
- See if you can think of any other words that have this sound and put them into sentences.



TUESDAY: PHONICS

- See if you can choose the correct words to put into these sentences:

share wear care tear hare bear pear nightmare

1. Tim takes _____ of his pets.
2. Be careful not to _____ the paper.
3. A _____ is bigger than a rabbit.
4. She woke from a frightening _____.
5. I like to cuddle my teddy _____.
6. The _____ was green and juicy.
7. We must _____ the sweets fairly.
8. I will _____ my new shoes.

WEDNESDAY – SETTING DESCRIPTION

- In a story we always have a setting.
- It is important that in a story we say where it takes place so that the reader can picture the place in their head.
- Like our characters we have to describe the setting using adjectives.
- Remember: adjectives are describing words for example – smooth, soft, rough, noisy.
- When we are describing setting we need to include five things:
 1. What it looks like....
 2. What it smells like.....
 3. What it sounds like.....
 4. What it feels like.....
 5. What time of day it is.....
- In the next slide you will see a picture of the character you will all know.
- Imagine you are describing it to someone who has never been to the place before.
- Then draw your own picture of this setting.

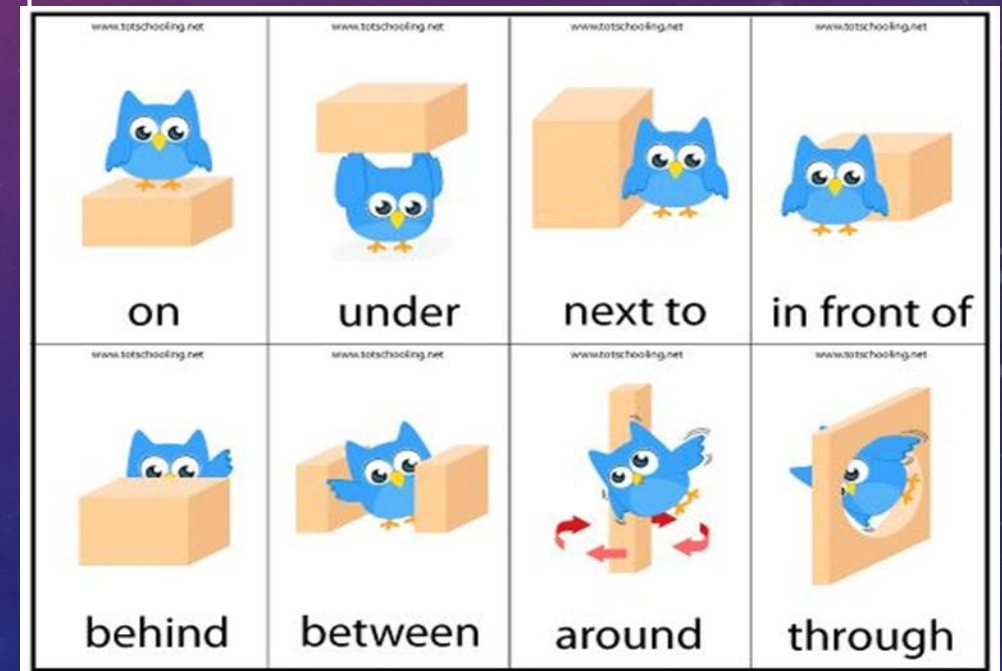
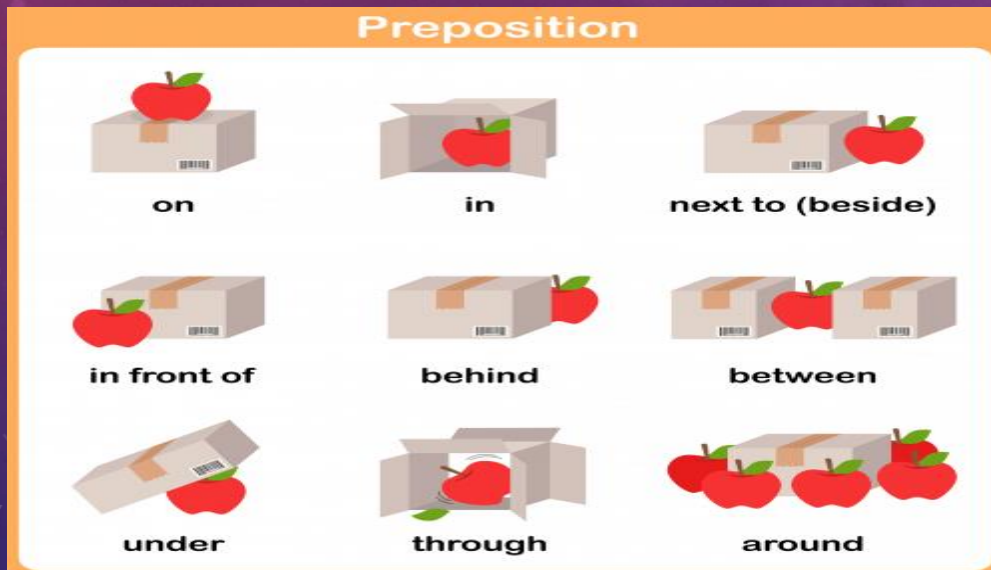


BEACH



THURSDAY: PREPOSITIONS

- A preposition is a word that describes the location or where something is .
- Eight of the most useful ones are: on, under, next to, in front of, behind, between, around, through, in
- Here are two short videos to help you learn more about prepositions:
- <https://www.youtube.com/watch?v=niPyVnC6W5g>



Where is the dog?

Here are some sentences with prepositions in them.

See if you can find the preposition in the sentence.



The dog is in **FRONT OF** the dog house



The dog is **BEHIND** the dog house



The dog is **IN** the dog house



The dog is **ON** the dog house



The dog is **NEXT TO** the dog house

See if you can
fill these
prepositions
into these
sentences:


In
On
Near
Under
Between
In front of
behind



Prepositions

in, on,
near,
under,
between,
in front of,
behind

1. There is a parrot _____ the cage.
2. The ball is _____ the table.
3. The pictures are _____ the wall.
4. The woman is _____ the dog and the cat.
5. The woman is _____ the sofa.
6. The table is _____ the door.
7. The umbrella is _____ the sofa.



8. There is a piano _____ the living room.
9. The apple is _____ the table.
10. The clock is _____ the wall.
11. The computer is _____ the armchair.
12. The table is _____ the armchairs.
13. There is a cat _____ the piano.
14. There is a picture _____ the wall.

FRIDAY – POETRY

- This week we are going to look at a poem.
- Read the poem and then try answer the questions in the next slide.

I have a little frog

I have a little frog,
His name is Tiny Tim,
I put him in the bathtub,
To see if he could swim,
He drank up all the water,
And gobbled up the soap.
And when he tried to talk
He had a bubble in his throat!



I HAVE A LITTLE FROG

- See if you can answer these questions about the poem.
- Try challenge yourself by not looking back to check the answers.
- Remember try use full sentences when answering the questions.
- For example: The frog gobbled up the.....

Questions:

1. What did the frog gobble up?
2. What was the name of the frog?
3. Where did they put the frog?
4. What happened when the frog tried to talk?
5. Can you find a word with the 'oa' digraph in it?
6. Try find some rhyming words in the poem.
7. Do you like the poem? Why?
8. Draw your own picture of the frog in the bathtub.

SEOMRA SUÍ



tolg



cófra



cuirtíní



tine



teilifís

READ THE WORDS AND DRAW THE CORRECT PICTURE
TO MATCH THE WORDS.

teilifís

cuirtíní

tolg

tine

cófra

GAEILGE

- It is important to try keep practicing your Gaeilge.
- Why not try out this website:
- <https://seideansi.ie/rang2.php>
- You can look at a picture from a story and choose the correct sentence to match it.
- There are also some fun Gaeilge card games.



WELL DONE



- Super effort on completing another weeks work.
- You are doing fantastic so keep up all the great work.
- This weekend you might be thinking about the fact you are missing out on your Communion on Saturday.
- However don't worry you will have your communion day and we will make sure that it will be extra special and we will all be there to celebrate your special day.
- I am sure you will be getting extra presents when you make your communion since you had to wait so long.
- I will be thinking of you all on Saturday and wishing that we were all at the church celebrating together.
- We would love to see any photos of things you have been doing you can send them to Ms. Healy on 0877443779 or by email hscl@shkillinarden