




18th - 29th
MAY
2020



THE DEN

HOME-SCHOOL LINKS

Theme: Summer



Hello
everybody!

Here's a throw
back from our trip
to the Concert
Hall last year –
haven't we grown!





We miss you xxx



Another happy school memory:
Remember when Lucy the dog
visited us from Dog's Trust?

Who has a pet at home?

What have we been up to?






Dear Parents...

We have been in contact with you all and are glad to hear that you are keeping well at home. We know that the children have been very patient for the past two months but also realise that they are now starting to get fed up and bored. It is hard, but hopefully, with the gradual easing of restrictions, you can start to vary your routine a bit more and meet with family and friends, at a social distance, of course!

It was lovely to see some photos of our Den friends on the Friday Gallery. You can keep sending them to Gaye (HSCL) by Whatsapp on 087 7443779 or email hsc1@shkillinarden.ie



Well done for engaging with the website and trying to complete some of the activities. As always, do what you can and if it is not possible to get work done, that is fine too. The happiness and well being of the children, and yourselves, is the most important thing.

**Keep safe,
The Den Team**

CONTENTS

- S.E.S.E.
- Art activities
- Cooking
- Phonics/Literacy
- Maths/Numeracy
- And finally....

S.E.S.E. - Summer

In Ireland the Summer months are May, June and July.

Signs of Summer:

- The weather is warmer.
- Trees are green with leaves.
- Baby birds are learning to fly and getting ready to leave the nest.
- Butterflies flutter about the flowers.
- Daylight lasts longer.
- Summer flowers like daisies, poppies and buttercups appear.

Look at the photos - can you spy any of these signs of Summer when you are outside?



ART ideas



- **Sun Mosaic:** Draw a sun on paper. Cut up small pieces of yellow and orange paper from magazines or cereal boxes (Weetabix?). Glue (flour and water paste works too) cut pieces onto sun shape. You can add blue pieces for the sky or just colour it blue.
- **Cupcake Ice Cream:** Draw or paint a cone two thirds of the way down a page. Glue on two or three cupcake cases, allowing them to overlap. Decorate with real sprinkles, stickers or anything you have at home.

Tortilla Pizza

Ingredients:

1 tortilla wrap
2 tablespoons of tomato sauce/passata
30 g Cheddar or mozzarella, grated



Method:

1. Preheat the oven to 200c/400F/Gas 6/Fan 180.
2. Put the tortilla wrap on a baking sheet and spread over the tomato sauce. Sprinkle over the cheese.
3. You can add any toppings that you like (pepperoni, ham, pineapple, cooked chicken).
4. Bake for 8-9 minutes until the cheese has melted and the base is crisp. Cut into triangles and allow to cool slightly before serving.

Fruit Kebabs



You will need:

- A selection of fruit: Grapes; Kiwi fruit; Blueberries; Melon; Banana; Strawberries; Raspberries.
- Marshmallows.
- Skewers.

Prepare all the fruit and cut into uniform pieces. With a clean scissors, snip the marshmallows in half. Thread the fruit and marshmallows onto skewers, mixing the colours as you go.

(Good for hand-eye co-ordination, fine motor skills and exposure to new foods and textures)

Phonics/Literacy games:

Race/Erase:


Write the sounds or words you want to practise on a whiteboard. Give your child a sponge or cloth for rubbing out. Call out a sound/word and see how quickly your child can erase that sound/word. Play along too and see who can erase first!



Also check out: FREE 'HIGH FREQUENCY WORD' Learning Activities available at...
<https://littleowlsresources.com/high-frequency-sight-words>

Hidden sounds/letters:

Write the words or sounds you want to practise on a sheet of paper. Place the paper in a baking tray or basin. Cover with dry rice, lentils, couscous or whatever you have. Using their finger or a small brush, have the children find the hidden words or sounds and say them.



Maths/Numeracy

WAR: (2 players or more).

- Deal out all the cards.
- Players keep pile face down in front of them.
- Each player turns up a card at the same time and whoever has the highest card takes both cards and puts them at the bottom of their pile.
- If the cards are the same rank turn over another card on top of upturned card.
- Play continues like this for as long as you want or until one player runs out of cards.
- The player with the most cards wins.

CARD GAMES....

Here are some simple games you can play with a deck of cards. If you don't have playing cards you could just write numerals on cut out pieces of paper or cardboard.



You can also just let your child explore the cards, looking at the pictures, numerals and suits...

- SORTING: Simply sort cards by number/rank/suit.
- SEQUENCING: Sequence from Ace (1) to King (13)

Maths/Numeracy

There are lots of other card games on the internet or you may have some favourites yourselves 😊



MAKE TEN: (2 players or more).

- Remove all picture cards (not Aces).
- Deal four cards face down in front of each player.
- Leave remaining cards in pile between players.
- Each player turns up their cards and checks to see if they can make 10 ($5 + 5$, $7 + 3$, $2 + 2 + 6$ etc.).
- If they can they gather them up and place them beside them, taking more cards from the pile.
- Keep going until all cards are gone.
- The winner is the player who has the most 10s.



And finally....

“ Everyone is applauding everyone but our children.

These little heroes have stayed indoors more than they’ve ever known in their lives.
Their whole worlds have literally been turned upside down and they don’t know why.

All these rules they’ve never known.

Not being able to see family or give hugs.

Vacations, sports and activities, play dates and school cancelled.

Adults talking about others being unwell, news reporting death after death.

Our poor children’s minds must be racing.

Every day their resilient little bodies get up and carry on despite all that’s going on.

So here’s to our little heroes: today, tomorrow, forever”.

Anon



Also on the school website under: [Classes- ASD unit:](#)

[Life Skills checklist](#); [Storytime video](#); [Attention Autism video](#); [Occupational Therapy games](#).

Be safe everyone, keep in touch xx