



2ND CLASS

Monday 18th May – Friday 22nd May
Ms. N. Fox, Ms. J. Troy and Ms. C. Fox

Welcome to Week 5

- Happy Week 5 everyone I hope you all enjoyed the weekend and managed in some way to mark what would have been your communion day.
- My week was very busy doing lots of different things most importantly though I got to sit outside in the sun eating an ice cream.
- This week I turned hairdresser as my friend bravely let me cut his hair....thankfully I didn't end up leaving him bald.
- I also managed to do some baking and I made healthy snicker bars they tasted delicious
- Don't forget you can share some pictures of what you have been doing by sending them to Ms. Healy on 0877443779 or by email hscl@shkillinarden.
- I would love to see all your photographs you can see some of my pictures from the week in the next slide.
- Enjoy this weeks English activities.
- See you soon Ms. N. Fox



My week in photos:



My tools for
my new
hairdressing
job



Can you
guess what
ice cream I
am eating?



My healthy
snickers
bars....yummy

Mindfulness and Meditation

- I hope you are enjoying the mindfulness and meditation before you start your school work every day.
- This week's cosmic yoga is based on Squish the fish.
- Enjoy swimming under the sea in this yoga video
- Yoga will help to loosen up your body and help with your concentration.
- Here is the link:
- <https://www.youtube.com/watch?v=LhYtcadR9nw>



You will need:

- A copy book to record all your work
- Pens, pencils, colours, rubber
- An adult to help sometimes!



Content of Work:

- Monday – News
- Tuesday - Phonics
- Wednesday – Story writing
- Thursday - Grammar
- Friday - Poetry
- Read every day
- Spellings into sentences – everyday
- Gaeilge – practice words everyday
- Gaeilge - draw picture to match the words



Reading - Everyday

- Try to read for 15minutes everyday.
- Read some of the books that you have at home.
- Give some audio books a try on this website:
- <https://stories.audible.com/discovery>
- If you are a member of the library you can get ebooks or audio books from this website:
- <https://www.librariesireland.ie/news/online-services-during-coronavirus>



Spellings

- This week we have Set A and Set B for our spellings you only have to choose one.
- Try challenge yourself by choosing Set A but if you find these too tricky then choose Set B
- Each day put your spellings into sentences like you normally do for homework.
- On Friday do your own mini spelling test at home and if you try your best you might have earned a Friday treat like an ice cream if the weather is nice.



Set A

Set A	Look	Say	Cover and Write	Check
Monday	lotion			
	direction			
	invention			
Tuesday	invitation			
	television			
	pension			
Wednesday	permission			
	fraction			
	revision			
Thursday	fiction			
	explosion			
	dictionary			

Set B

Set B	Look	Say	Cover and Write	Check
Monday	bed			
	Ted			
	Fred			
Tuesday	red			
	bled			
	fed			
Wednesday	led			
	Ned			
	shush			
Thursday	cash			
	wash			
	bush			

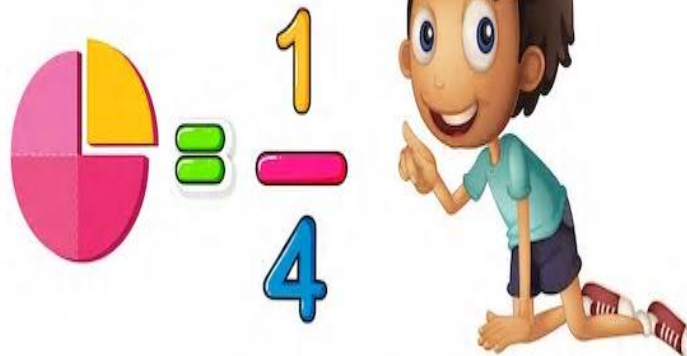
Monday: News

- For recount writing this week we are writing about your news.
- Maybe write about something you did at the weekend and if you did anything to acknowledge what would have been your communion.
- Remember this is recount writing so make sure to have as much detail as possible:
- Who?
- What?
- Where?
- When?
- Why?
- How?



Tuesday: Spellings


- Sometimes we have digraphs that make the same sound but are spelt differently.
- This week we are looking at 'sion' and 'tion' they both say (shun) at the end of a word.
- Here are some picture clues to words with ear and are digraphs saying air:
- See if you can think of any other words that have this sound and put them into sentences.




Tuesday: Phonics

- Choose the correct ending for the words.
- The ending will be either 1) tion or 2) sion

1. We watched a show on telev ____
2. The train stopped at the sta ____.
3. Is it a true story or is it fic____?
4. There was a loud explo ____.
5. A wedding is a special occa ____.
6. You can look up words in a dic____ary.

































Wednesday – Story Writing



- In a story we always have a setting, characters, problem and a solution
- It is important that in a story we say where it takes place, who is in the story, what the problem is and then the solution.
- Don't forget we still have to use adjectives in our story to describe the setting and character in the story.
- For our story this week we are going to be using a story board to help create our story about superheroes. You will see it in the next slide.
- Remember: adjectives are describing words for example – smooth, soft, rough, noisy.
- Before you start writing your story it is a good idea to make a story plan to keep you on track.
- There is an example in the following slides.

Choose one setting, two good characters, one bad character and one prop.

My Superhero Storyboard						
						
Setting						
Good Characters						
Bad Characters						
Prop						

Story planning



Character



Setting

Title

Beginning

Middle

What problem happens?




Ending

How does it get sorted out?



Wednesday: Story Writing

- Now that you have made your plan you can begin writing your story.
- Look back at your plan if you forget what is the next part of your story.
- Read back over your story to make sure it makes sense.
- Create a title and draw a picture to go with your story.



Thursday: Apostrophe 's

- An apostrophe 's' shows that something belongs to someone.
- For example: The teacher's balloon flew away.
- Bob's granny gave him chocolate.
- The shopkeeper's bag went missing.
- Here is a short video to help you learn more about apostrophe 's:
- https://www.youtube.com/watch?v=wy_Jt9goNCA



- Remember you only put in apostrophe 's if something belongs to someone.
In the sentence below decide whether to put in an apostrophe or not.
If the word should have an apostrophe then put it in.
If the word does not need an apostrophe then leave it blank

Anna__ apple	Paul__ teddy
Ben ____ book	Harry ____dog
Conor ____ runs	Oscar ____ climbs
Jack ____ drives	Katie ____ dress
Molly ____ pencil	Zoe's ____ ball

Friday – Poetry

- This week we are going to look at a poem.
- Read the poem and then try answer the questions in the next slide.

Ice - cream



Ice –cream in a bowl,
Ice – cream in a cone,
Ice – cream any way I want,
As long as I am on my own.
Ice - cream can be sticky,
Ice – cream can be sweet.
Ice – cream is delicious
It's my very favourite treat!



Ice - Cream

- See if you can answer these questions about the poem.
- Try challenge yourself by not looking back to check the answers.
- Remember try use full sentences when answering the questions.
- For example: The two ways you could have your ice-cream are.....

Questions:

1. What are the two ways you could have your ice - cream?
2. What adjectives are used to describe the ice-cream?
3. Why do you think the poet wants her ice-cream on her own?
4. What is the poet's favourite treat?
5. Can you find a word with the 'ee' digraph in it?
6. Try think of two words that rhyme with ice.
7. Do you like the poem? Why?
8. Draw your own picture of you eating an ice-cream.

Seomra folchta



shutterstock.com • 475832008

folchta



shutterstock.com • 192823328

leitreas



shutterstock.com • 422674801

scáthán



cith



doirteal

Read the words and draw the correct picture to match the words.



Gaeilge

- It is important to try keep practicing your Gaeilge.
- Why not try out this website:
- <https://seideansi.ie/rang2.php>
- You can look at a picture from a story and choose the correct sentence to match it.
- There are also some fun Gaeilge card games.



Well Done



- You deserve a pat on the back for completing another week's work from home.
- I am very impressed with how hard you are working.
- Make sure you get a chance to play in your garden this weekend as it is important to get some fresh air.
- We would love to see any photos of things you have been doing you can send them to Ms. Healy on 0877443779 or by email hscl@shjkillinarden