

May 25th-29th

Maths Week 5

Well done to all our super boys and girls for another great week's work! We miss seeing you all in school each day but love seeing all your wonderful pictures from home. Keep it up 😊

Hopefully you will receive your school books in the coming days. For each day we have included some recommended pages that could be completed. Feel free to let your child pick other pages to complete as they wish!

You will need: Pencil and a copy/ paper.

*Our Maths book (Busy at Maths) and Games available at
<https://my.cjfallon.ie/dashboard/student-resources>



Monday

a



b



Which teapot holds the most?

Which sink holds the least?

Which would hold more, the red or blue sink?

See book page 116/117

Let's get measuring!



You will need: Containers (e.g. pot, bucket, large bottle, teapot, bowl). Small cup, water.

Ms. McMahon wanted to know how many cupful's (purple cup) of water it would take to fill her saucepan.

She took a guess it would be 6 cupful's.

She measured carefully and it took 7 cupful's of water to fill the saucepan.



Now it's your turn! With the help of an adult, measure how many cupful's of water it takes to fill the containers in your house. Remember to take a guess first!

Tuesday



What do you see in these pictures?

What do we use it for?

Name 5 different things we need money to buy.

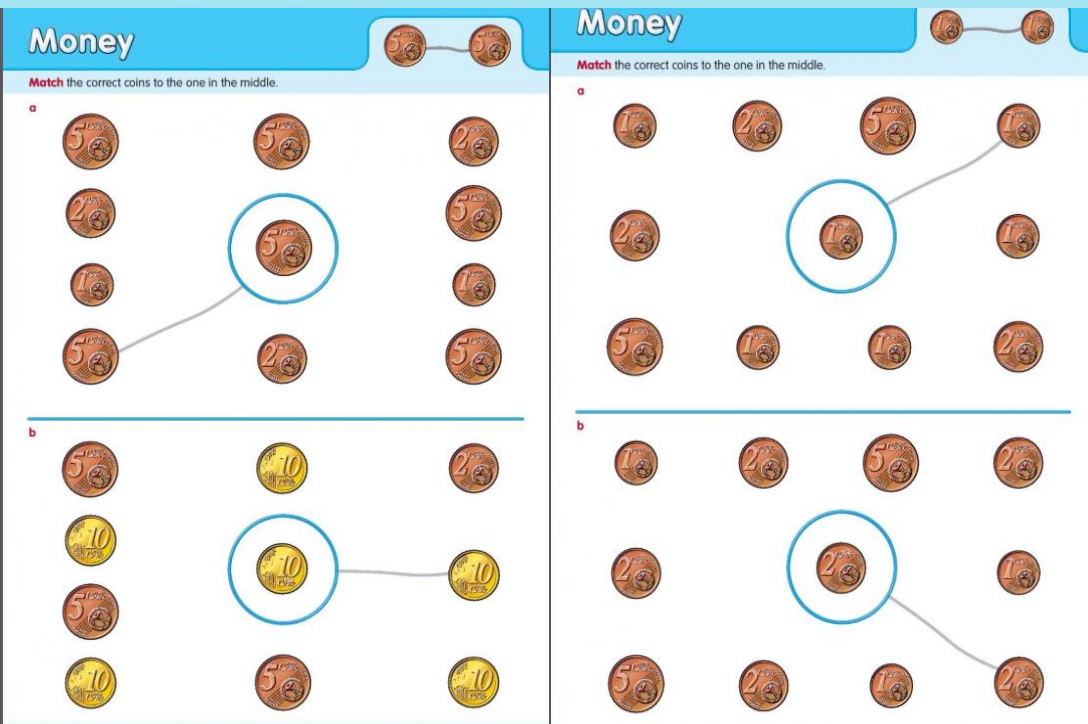


If you have some coins in your house try and sort them into groups.
(1c, 2c, 5c, 10c, 20c)



If not, try and see if you know the value of these coins!
Make sure to say cent at the end, e.g. 1 cent, not just 1.





Try pages 104/105 in your book!

Look at the coin in the middle,
how much is it worth?

Match it to the coins that are
the same.

Try activities 106/106A

<http://data.cjfallon.ie/resources/19602/activity-106/index.html>

Wednesday

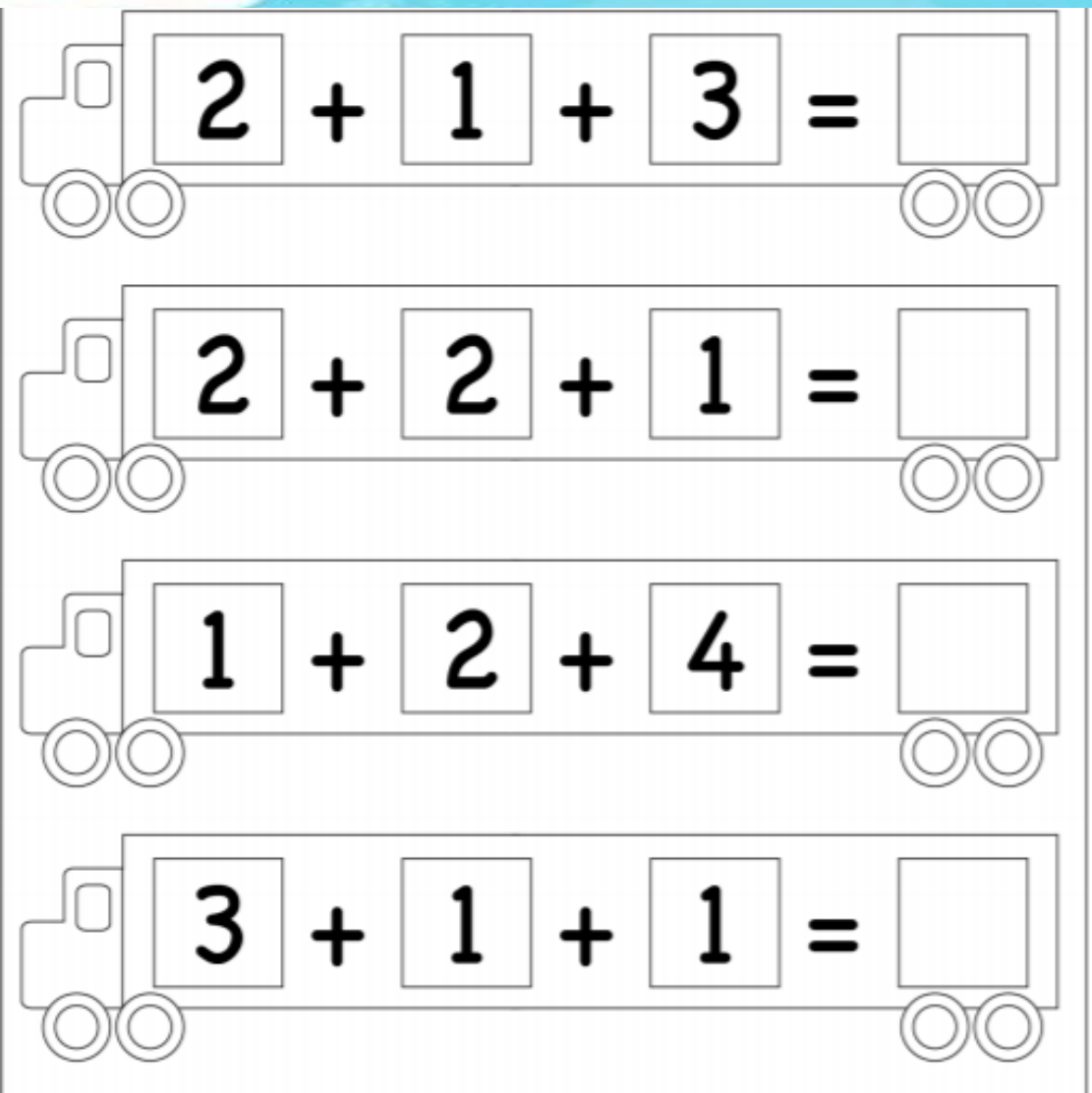


What 2D shapes can you spot in this picture?

How many circles can you see?

Can you find 3 rectangles?

What other shapes can you see?



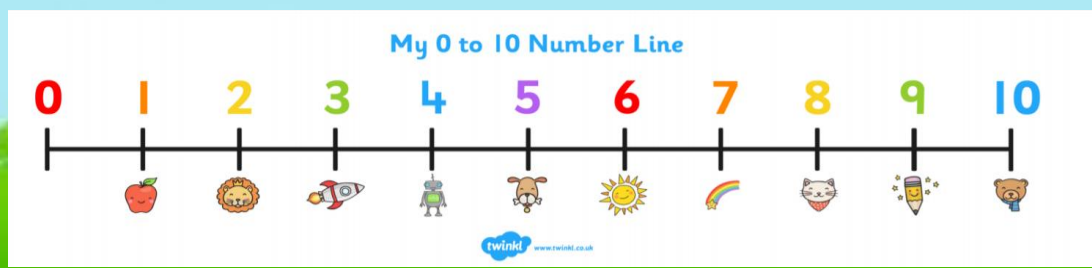
Four trucks are shown, each with a math problem on its side. The trucks are white with black outlines and have two wheels each. The problems are as follows:

- Truck 1: $2 + 1 + 3 = \square$
- Truck 2: $2 + 2 + 1 = \square$
- Truck 3: $1 + 2 + 4 = \square$
- Truck 4: $3 + 1 + 1 = \square$

Try these in your copy!

Remember to use your
number line like last week!

Go slow!



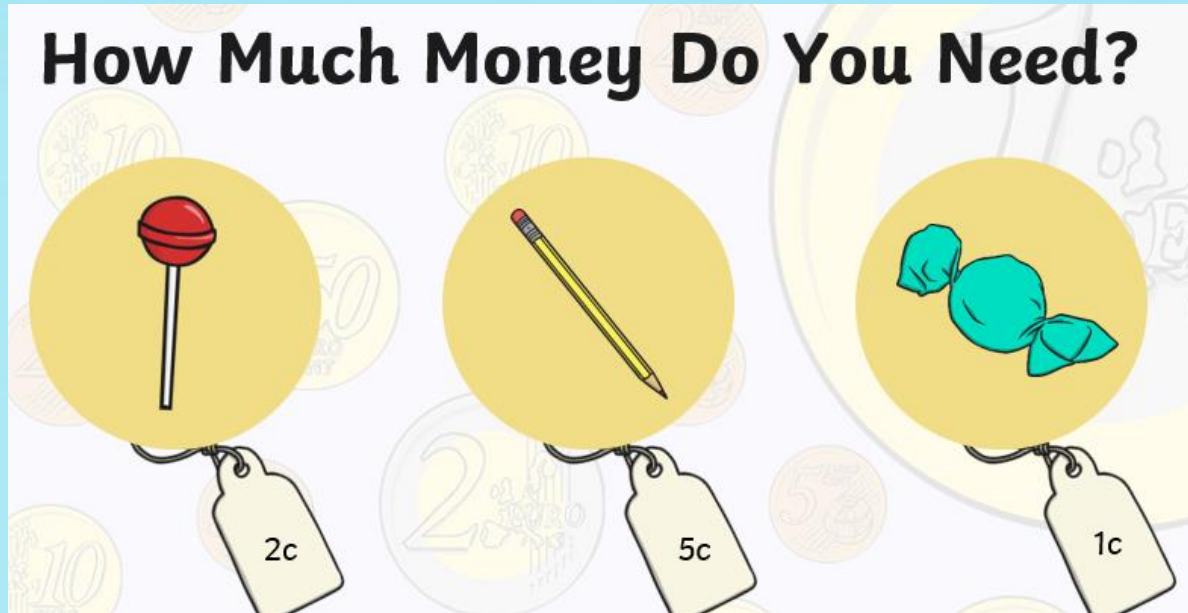


Jill's birthday was yesterday.

If today is Wednesday, what day was yesterday?

Thursday

How Much Money Do You Need?



Money




Colour the correct amount for each fruit.

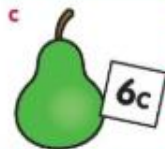
a



b



c



d



e



f



g



Try page 108 in your book.

Look at how much each item of fruit costs.

Colour the correct amount in 1c coins.

Try activities 108/108A

<http://data.cjfallon.ie/resources/19602/activity-108/index2.html>





Set up your own pretend shop!

Some fun ideas to play and explore with money at home!

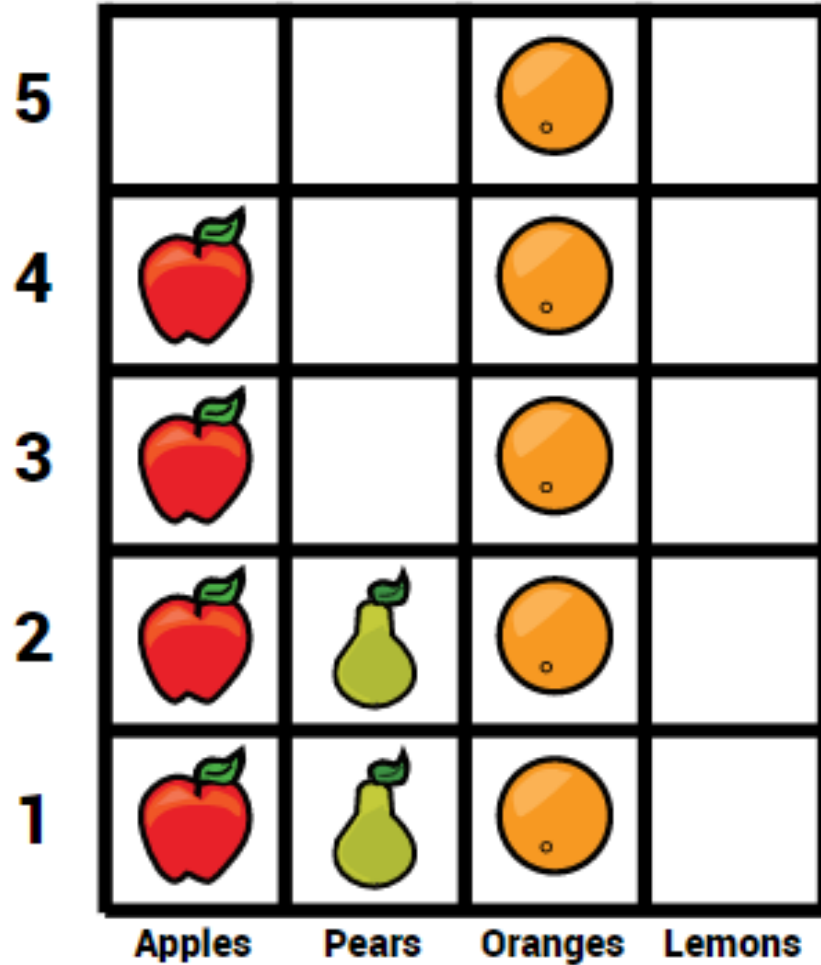


Coin sort using a muffin tray.



Coin rubbings with crayons or pencils.

Friday



Mr. Morris asked some of the teachers
what their favourite fruit was.
He organised the results on a chart.

What fruit was the most popular?

What was the least popular fruit?

How many people voted for pears?

Try page 100 in your book!

Count the ladybirds and colour a box for each one you count.

Do the same for the butterflies.

Try answer the rest of the questions.

Data



Count. Colour a space for each ladybird and each butterfly.



ladybirds

--	--	--	--	--	--	--	--	--	--

butterflies

--	--	--	--	--	--	--	--	--	--

1 How many ladybirds are there altogether?

2 How many butterflies are there altogether?

3 How many more ladybirds are there than butterflies?

4 How many fewer butterflies are there than ladybirds?





Bill has 9 toy cars, 4 are blue and the rest are red. How many are red?

If Bill loses 1 car, how many will he have left?



Great Work!
Enjoy your weekend.

