

Early Start

Sacred Heart JNS, Killinarden



Home Links

Week : June 2nd - June 12th 2020

Welcome to Week 7 and 8

- * Hello Mams and Dads and boys and girls, welcome to the activities for Week 7 and Week 8. We hope you are all still keeping well and staying safe.
- * Are you enjoying all the beautiful sunshine and having fun at home?



- * We love seeing your pictures on the school website so please keep sending them in to:
- * **Gaye** HSCL on WhatsApp **087 7443779**
- * Missing you all lots
- * Ms. Cleary Ms. Hayes Ms. Cummins Ms. Giblin

Photo Gallery Feedback

*You've Been Framed!

Isabella: your lovely letters were spotted last week. Well Done!

What a beautiful butterfly, Archie.

Meadow: Super science work.

Great work, James

Lexi, love the letters!



Happy Birthday Wishes

Happy 4th Birthday to:

Bonni McGrath Farrell
on Wednesday 3rd June

Belle King Dempsey
on Sunday 7th June

Ava McMenamy and
Mila McMenamy
on Sunday 14th June



Morning Song

- * Today is Monday, today is Monday
- * All day long, all day long,
- * Tomorrow will be Tuesday,
- * tomorrow will be Tuesday,
- * We have fun, we have fun
- * (Sing to the tune of: Frere Jacques)
- * Sing the song every day



Fabulous Fun for this Fortnight:

*  Adventure in Space! Part 2

* Stomp with Dinosaurs!



* Early Start Sports Day




Adventure in Space Part 2



Space part 2


https://www.youtube.com/watch?v=BZ-qLUIj_A0

- * Lets start by singing along to The Solar System Song



The Sky at night

- * <https://watchandlearn.scholastic.com/videos/earth-and-space/earth-science-and-space/whats-in-the-night-sky.html>
- * Watch this video about what you see at night.



Day and Night

During the day, I can see

clouds



sun



blue
sky



At night, I can see

moon



stars



black
sky



- How do you know when it is day time?
- Draw what you see during the day-time.
- How do you know when it is night time?
- Draw what you see during the night-time.

Can you put these in the right order?

- * First I wake up....
- * Then I get
- * Next I...



Get ready for bed: put these pictures in the right order to make a story



Spot the difference

A day in the park

Can you spot the 5 differences between these two pictures?



Spot the difference: A night in space

Can you spot 7 differences
between these pictures?



Art Attack!


- * Make a spaceship from paper plates and add an alien, too!



Humpty Dumpty went to the Moon

* Ask a grown up to read this poem for you

- * Humpty Dumpty went to the moon
On a supersonic spoon.
He took some porridge and a tent
But when he landed the spoon got bent.
Humpty said he “didn't care”
And for all I know he's still up there!



Humpty Dumpty brought a tent

- * Would you like to go camping?
- * What would it be like to go camping on the moon with Humpty?
- * What would you bring?
- * I would bring my....
- * I would pack my favourite...
- * I would bring the following to eat.....

Use your Imagination on a camping trip with Humpty Dumpty

Do you want to make your own tent or share with Humpty?
Making your own is easy!

Use a blanket and a chair. They make a super tent.
For the camp fire we used building blocks and toilet roll holders, you can use what is available in your house?

Bring a Teddy or Doll with you on your trip.



Use your Imagination on a camping trip on the Moon!

Humpty and I
toasted
marshmallows and
read stories and
sang songs around
the camp fire and
even did a Jump Up
Dance! (see next slide)
We used a pillow
case as our
sleeping bag




Dance and story

- * Jump up Dance



<https://www.youtube.com/watch?v=52pdktAMDe4>



- * <https://bookflix.digital.scholastic.com/pair/detail/bk0058pr/start?authCtx=U.794217314>



Well done!

*New look at:

- * Now look at:
- * Stomp with Dinosaurs
- * and
- Early Start Sports Day

