


SESE Home Learning.

The work in this power-point is to be spread out over two weeks. The children would have been off school for the Bank Holiday Monday and an extra two days, the Tuesday and Wednesday. Start work again on Thursday 4th June.

You will need: copybook/paper, pencil and colouring materials.





Week One

4th - 5th June

History

- Listen to the story 'Jack and the Beanstalk.'
- Re-tell the story in your own words to someone at home. Don't forget it needs to have a beginning, middle and ending!
- You can use these questions to help you if you get stuck.



https://www.youtubekids.com/watch?v=-I_GG5gYZ8c

What did Jack swap his cow for?

Was Jack's mother happy with Jack?

What happened when Jack threw the beans out of the window?

What did Jack find at the top of the beanstalk?

Jack took some of the giant's things. Can you remember what they were?

Science - Electricity

- Electricity is a very important part of our lives at home and in school.
- We use electricity every day and sometimes we do not even realise it!
- Lots of things in our house and our school need electricity.
- Electricity gives power to objects that need it for example: a TV. In order to watch TV, we need to plug it in. When we plug in our TV, electricity makes it work.
- Can you think of any other items at home or in school that need electricity?

- We need to be so careful with electricity because it can be very dangerous.
- You should always ask an adult to plug something in for you. You should never have water near electricity. You should try to plug out all the items that use electricity before going to bed to be safe!
- Can you think of any other ways we can be safe around electricity?

Your task: the children can work on this task independently.

- Get a page, a pencil, colouring pencils, magazines, scissors and glue.
- Draw the outline of a house onto your page.
- Think about things you would find in each room in your house that need electricity. You can include as many as you like! (You can go on a little hunt around your house to help you with this.)
- Draw these items or cut them out from magazines and place them into the correct room.
- Ms. Hudson started her own one at home.



Staying safe in the sun

- Summer has begun and the weather has changed!
- Design a poster about sun safety.
- Use the grid to help you with some ideas.



**Wear lots
of sun
cream**

**Wear
sunglass
and sun
hats**

**Drink lots
of water**

**Eat
healthily**



Week Two

8th - 12th June



Growing
and
changing

Growing and changing


- Early on in Senior Infants, you brought in some of your baby pictures and we displayed them in our classroom. We tried to guess who everyone was in the pictures.
- You have grown up so much since those pictures were taken! Can you think of how you are different now to when you were a baby?
- Draw a picture of you as a baby. Write about some of the things that you did then. (You can use some of your tricky and sight words from our English power-point to help you if you need it!)
- Now do the same for being a child. Lots of things have changed since then.
- Look at the example on the next slide.

Ways I Have Changed

When I was a baby, I....










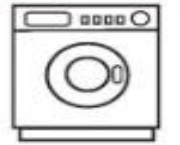
Now I am a child, I....



Electricity revision:

- Using the worksheet provided, talk about each item and whether they use electricity or not.
- You can draw your own one into your copy or just talk about the answers with an adult.

Does it use electricity?
Write **yes** or **no**. Colour.


















 _____	 _____
 _____	 _____
 _____	 _____
 _____	 _____


Minibeasts


- Listen to the story 'Mad about Minibeasts.'
- Go on a mini beast hunt in your garden or in the park and see how many minibeasts you can find.
- Can you guess all of the mini beasts on the next slide?

Minibeast Hunt

Tick the minibeasts that you have found!

	spider	<input type="checkbox"/>		woodlouse	<input type="checkbox"/>
	slug	<input type="checkbox"/>		butterfly	<input type="checkbox"/>
	beetle	<input type="checkbox"/>		wasp	<input type="checkbox"/>
	crane fly (daddy-long-legs)	<input type="checkbox"/>		ladybird	<input type="checkbox"/>
	earwig	<input type="checkbox"/>		dragonfly	<input type="checkbox"/>
	snail	<input type="checkbox"/>		ant	<input type="checkbox"/>
	millipede	<input type="checkbox"/>		worm	<input type="checkbox"/>
	fly	<input type="checkbox"/>		caterpillar	<input type="checkbox"/>
	bee	<input type="checkbox"/>			

 visit [twinkl.com](https://www.twinkl.com)



<https://www.youtube.com/watch?v=AKx59b5yv1s>

Folens Explorers SESE



ladybird



beetle



worm



centipede



fly



grasshopper



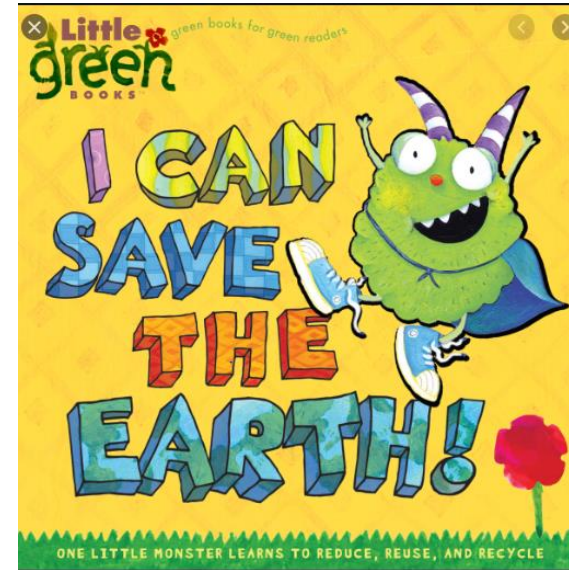
bee



EXPLORERS

Litter

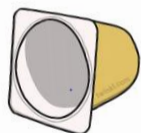
- Listen to the story 'I Can Save the Earth.'
- Max the Little Monster had lots of very bad habits at the beginning of the story! Max used to throw things on the ground, can you remember what they were?
- When people throw their rubbish on the ground, it is called litter.
- You might remember have heard the phrase 'Don't be a Litterbug!'



<https://www.youtube.com/watch?v=2Mkwhe6LOBo>



- Now that it is Summer, more people might go for picnics in the park or visit the beach.
- Imagine you are going on a picnic. Draw everything that you would need to bring with you. Look at everything you have to bring. Imagine you left all the rubbish behind you on the ground or table. What would happen?
- It is so important that we put our rubbish in a bin or bring it home with us. Can you create your own phrase or slogan to remind people to bring their rubbish home?
- Design your slogan for everyone to enjoy.



**Congratulations boys
and girls.**

Enjoy the weekend!

