

Sacred Heart JNS Literacy and Gaeilge for First Class.



**To be completed over 2 weeks starting
Thursday 4th June – Friday 12th June.**

**N.B. This work is designed to be completed over the course of
7 school days. Children and parents can do as much or as little as
they want daily.**

Gaeilge An Sú - The Zoo

- Click on the link below to examine an image of The Zoo.


<https://www.folensonline.ie/home/library/programmes/abair-liom-1stclass/ebook/>

- Now click on this link (page 12) and you can learn the names of some zoo animals.

<https://www.folensonline.ie/home/library/programmes/abair-liom-1st-class/ebook/>

- This week we have a short book about orangutans and flamingos. Listen to the story and repeat the sentences.

<https://read.bookcreator.com/iLhc1S65GtWS2DUZOzkUnRepDtG3/kOAlrN2fQiK74GkTiLXn2g>



Work for Thursday 4th June – The Zoo

Today we are learning about **Orangutans!**

Discussion:

- **Have you ever seen a picture of an orangutan in a book?**
- **Have you ever seen an orangutan in real life?**
- **Where might you find an orangutan?**
- **What does a orangutan look like?**
- **What colour are they?**
- **Are they small like a mouse? Are they big like an elephant?**



We are going to do a little bit of reading on the orangutan and then answer some questions.

Thursday – Orangutans reading

Orangutans

Orangutans are red-coloured, hairy apes.

Where Do They Live?

Orangutans live in the rainforests in Asia.

They like to spend most of their time up in the trees.

They even eat and sleep up high in the trees.

What Do They Eat?

Orangutans like to eat fruit and leaves. Sometimes they also eat bark, honey and bugs.



Did You Know...?

Orangutan means 'person of the forest'.

They can live for up to 40 years in the wild.

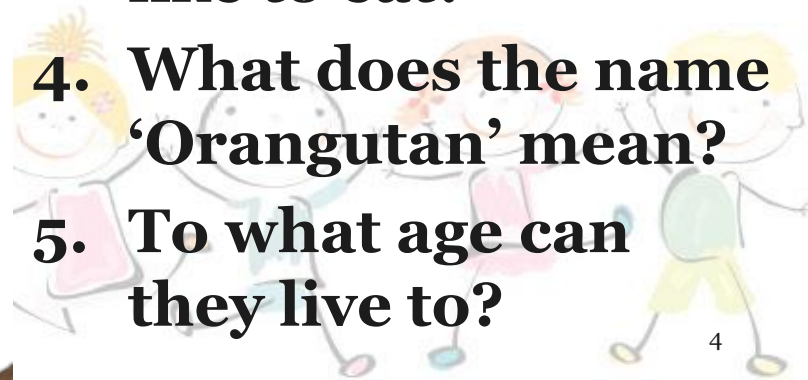
Mummy orangutans carry their babies until they are about five years old.

Their favourite fruit is from the durian tree. It smells really stinky!



Now answer these 5 questions in your copy. Try and write full sentences!

1. What colour are orangutans?
2. Where do they live?
3. What do orangutans like to eat?
4. What does the name 'Orangutan' mean?
5. To what age can they live to?



Work for Friday 5th June – The Zoo continued

Today we are moving on and learning about another animal you would find at the zoo. This animal is **pink in colour** and **stands on two long legs**, they also have **long beaks**. Can you guess what it is?

Yes, it is a **Flamingo**!

- **Have you ever seen a Flamingo in real life?**
- **Think about how you would describe a flamingo.**
- **Do you think a flamingo is taller or shorter than a metre stick?**
- **Did you know there are six different types of flamingo? And they are still all pink in colour!**

We are going to do a little bit of reading on two types of flamingos and then answer some questions.



Friday 5th June – Flamingos reading



Types of Flamingo

James's Flamingo

Where can it be seen?

Peru, Chile, Bolivia and Argentina

Height:

90cm - 110cm

Did you know?

It has red legs and a yellow bill with a black tip.

Read about this type of Flamingo and answer the questions in your copy. Remember, use full sentences!

1. What is the name of this type of Flamingo?
2. Name a country where you can find it.
3. What colour are their legs?
4. What colour are their beaks or 'bills'?

Friday 5th June – Flamingos reading part 2



Types of Flamingo

Caribbean Flamingo

Where can it be seen?

Brazil, Venezuela, Trinidad and Tobago, Yucatán Peninsula, Cuba

Height:

120cm - 140cm

Did you know?

It is the pinkest of all the flamingo species. They also sound like a goose when they honk.

Read about this type of Flamingo and answer the questions in your copy. Remember, use full sentences!

1. What is the name of this type of Flamingo?
2. Name a country where you can find it.
3. What colour are they?
4. What other animal do they sound like?

Start of New Week!

Monday 8th June – Friday 12th June
also called Sports Week!

We will be reading and writing about
sports this week.



Gaeilge: Seachtain na Spóirt

Click on the link below and see what you can do!

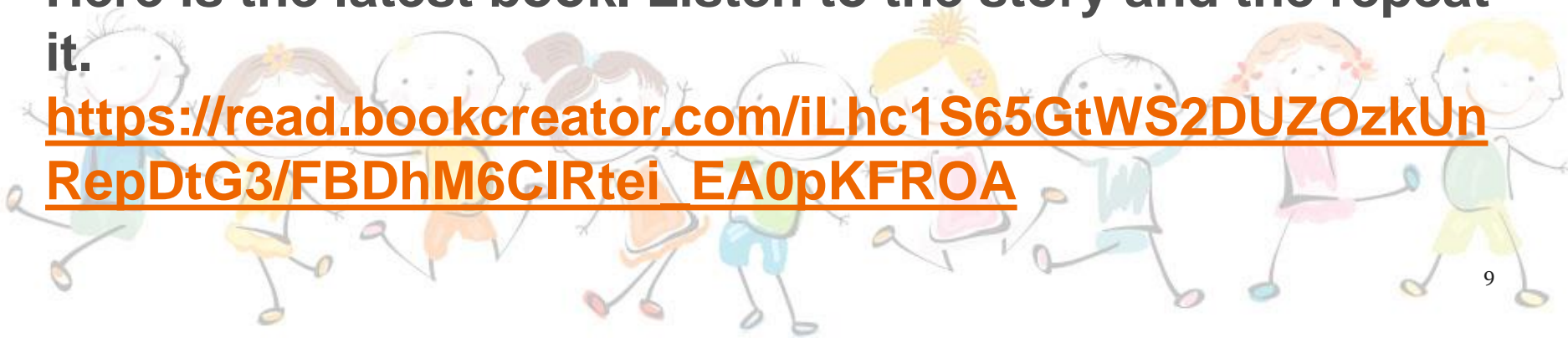
<https://www.folensonline.ie/home/library/programmes/ab-air-liom-1st-class/ebook/>

Now click on the next link (page 6) and learn the words.

<https://www.folensonline.ie/home/library/programmes/ab-air-liom-1st-class/ebook/>

Here is the latest book. Listen to the story and the repeat it.

https://read.bookcreator.com/iLhc1S65GtWS2DUZOzkUnRepDtG3/FBDhM6CIRtei_EA0pKFROA



Monday

Sports Week

Sound of the Week - or

The sound we are going to be using this week is the 'or' sound, this can be found in the word 'sport'.

Weekly spellings: born, corn, fork, torn, torch, sports, storm, short, North, sword.

Pick **6** words from above and write them into your spelling copies. Draw an illustration to go with each of your words.
For example:



Spellings/Phonics

Writing Activity

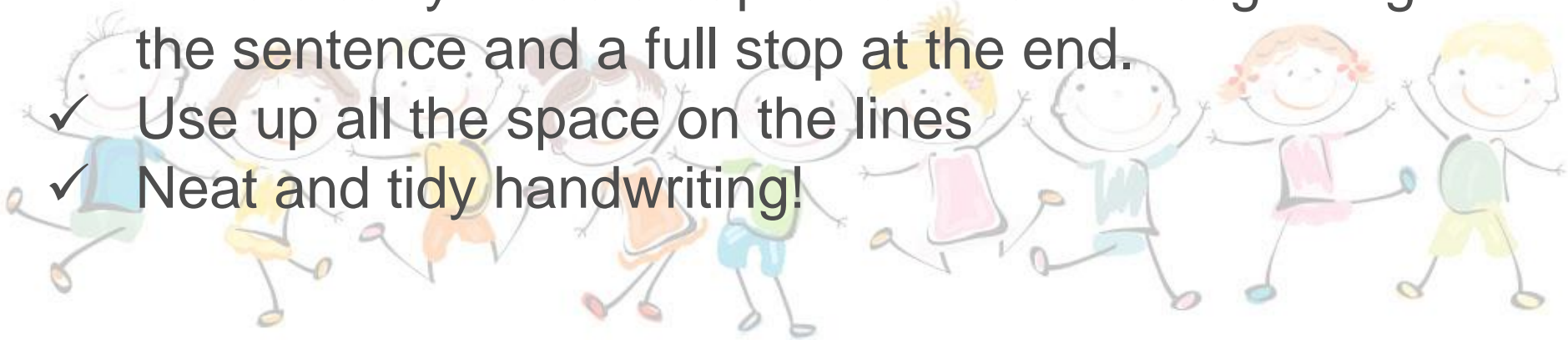
Choose 6 of your favourite 'or' words and put them into sentences.

You can ask a brother/sister/parent to help you!

Make your sentences long and interesting – (who, what, where, when...)

Remember to:

- ✓ Write clearly – use a capital letter at the beginning of the sentence and a full stop at the end.
- ✓ Use up all the space on the lines
- ✓ Neat and tidy handwriting!



Word Search

Wednesday

Complete the Sports Day word search.

(This page can be printed or write the words you find into your copy).

Find the words: fun, team, water, sun cream, sun hat, finish line, first, second, third, points, score, spectators, activities and race.

Sports Day

f	i	n	i	s	h	l	i	n	e	v	c
u	i	a	c	t	i	v	i	t	i	e	s
n	a	r	o	o	h	w	d	a	q	y	i
t	d	g	s	g	r	a	k	f	f	q	g
t	r	g	d	t	f	t	s	p	h	f	q
h	v	a	s	d	s	e	c	o	n	d	d
i	a	d	c	l	a	r	o	i	x	o	s
r	z	z	t	e	a	m	r	n	g	l	u
d	a	b	m	f	g	a	e	t	h	j	n
x	j	r	a	a	s	f	g	s	a	o	h
s	p	e	c	t	a	t	o	r	s	i	a
s	u	n	c	r	e	a	m	o	f	z	t

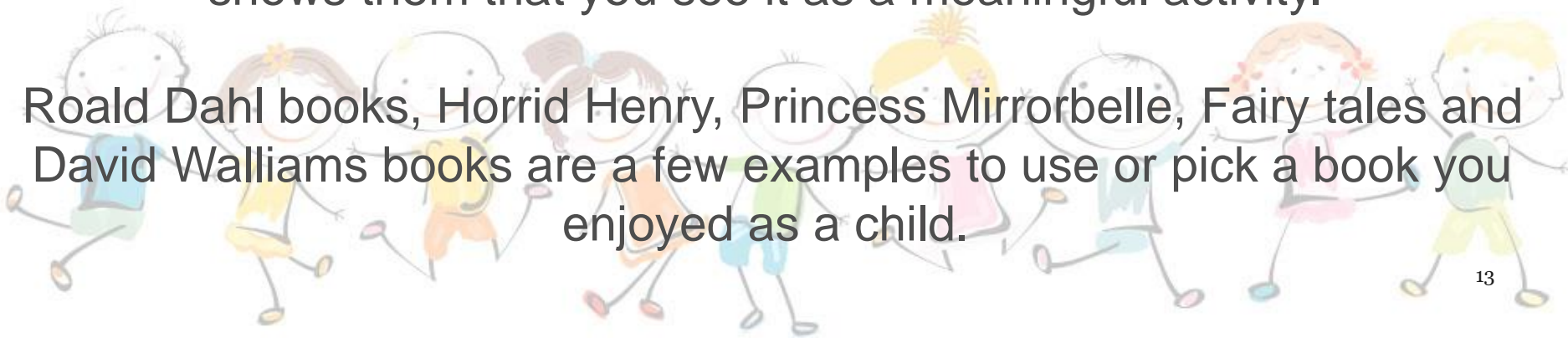
Reading Activities

We are asking parents to sign up to the website: <https://home.oxfordowl.co.uk/books/free-ebooks/>
Create an account and each day choose a book for your child to read from the appropriate age category.

They NEED to read each day. (PLEASE do this)

We encourage you to read to your child as much as possible. This is a nice way to bond but it also shows them how reading should sound. It shows them that you see it as a meaningful activity.

Roald Dahl books, Horrid Henry, Princess Mirrorbelle, Fairy tales and David Walliams books are a few examples to use or pick a book you enjoyed as a child.



PM Readers

This week you can choose between Oxford Owl or PM books or do both if you are feeling extra clever! There are lots of books to read on this website.

We use PM readers in school and the children will have read a lot of these books! They are a **great practice** for reading. Click on link below for PM Class readers and use login details below.

PM Readers online: <https://app.pmecollection.com.au/login>

Username: ReadingatHome1@gmail.com

Password: FirstClass2020

On the **second** row try **Monkey's Big Bike**. For a challenge try **Play Sport** it is found on **Level 18/19**. Press the orange Read button at the bottom.

Oxford Readers

On the Oxford Owl website there is a book '**Sport, Then and Now**'. We recommend you read this book this week as it has lots of '**or**' words in the story. You can find it here:

<https://www.oxfordowl.co.uk/api/interactives/26584.html>

OR you can login to the Oxford Owl website <https://home.oxfordowl.co.uk/> and search '**Sport, Then and Now**'.



What's this book about?

This book is an information book that tells you about how the clothing and equipment used in some sports have changed over time and why they have changed. The sports looked at are golf, tennis, swimming, rugby and cricket.

Talk together

Look at the cover and the title together. Look at the photographs and ask, "Why do you think these pictures were chosen for the cover of this book?" Talk about the child's favourite sports. Are they in the book?

This book is very tricky! Only read 1 or 2 pages if you like.

Writing Activity - Report


My Sports Week!

Pretend you are writing a report for the school website. Write about all the fun activities, races and games you did during Sports Week in your copy.


Talk about:

- The weather
- Who raced or played with you
- What races you completed
- What equipment you used
- Did you have loads of fun?
- What was your favourite race or game?
- If there was anything you would do differently.


First, _____



Then, _____



Next, _____



Finally, _____



Well Done!

We would love to see all of your hard work! If you wish to be on our school website take a photo of your work and send it to Gaye, our HSCL teacher, on WhatsApp 087 744 3779 or email hscl@shjkillinarden.ie



We will be posting the next PowerPoint of work on June 14th for the last fortnight of school before summer.

