

2^N^D CLASS



THURSDAY 4TH JUNE – FRIDAY 12TH JUNE
MS. N. FOX, MS. J. TROY AND MS. C. FOX

WELCOME TO WEEK 7 AND 8

- As we were supposed to be off on Tuesday and Wednesday for week 7 you only have work for Thursday and Friday.
- This power point also has your work for the following week – Week 8.
- Since the weather has been so beautiful and sunny I decided to treat myself to a delicious 99 ice-cream from Teddy's ice cream. I got a flake with it as well and it was yummy.
- I have been having my lunch outside and at the weekend I went to the beach to have a picnic.
- Every morning I have been getting up early to go for a run because it is too hot to run in the afternoons.
- Don't forget you can share some pictures of what you have been doing by sending them to Ms. Healy on 0877443779 or by email hscl@shjkillinarden.
- I would love to see all your photographs you can see some of my pictures from the week in the next slide.
- Enjoy this weeks English activities.
- See you soon Ms. N. Fox



MY WEEK IN PHOTOS:



Treated myself to my first 99 ice cream of the summer. It was yummy.



Enjoying the sunshine and having lunch by the sea.



I have been doing lots of running which is hard when it is so hot.

YOU WILL NEED:

- A copy book to record all your work
- Pens, pencils, colours, rubber
- An adult to help sometimes!



CONTENT OF WORK:

- As we were supposed to have Monday, Tuesday and Wednesday off school that means that you only have school work for Thursday and Friday this week.
- Thursday: School Tour Writing
- Friday: Creative Writing



THURSDAY: SCHOOL TOUR WRITING

- Unfortunately this year we will not get to go on our school tour to Fort Lucan however here is your own virtual school tour instead I hope you enjoy.
- This shows a short video of a virtual tour of Fort Lucan
- <https://www.youtube.com/watch?v=pnLP-fITGS8>
- Make out a list of all the different things that you can do in Fort Lucan.
- Then choose which activity is your favourite is it the go karts, water slides, zip line there are loads of things to choose from.
- Write about which is your favourite activity and why and then add a picture to go with it.



FRIDAY: CREATIVE WRITING

- Imagine you got given the chance to create your own ride/rollercoaster at Fort Lucan.
- Write about what kind of rollercoaster you would create and then draw a picture to go with it.
- Maybe include:
 1. What material it would be made from?
 2. Does it have water or not?
 3. Do you go down on your own, with a partner or in a group.
 4. Does it go fast or slow?
 5. Do you go straight, up, down or upside down.
 6. How high will it go?
 7. Will you have to sit in anything for the ride and if so what?



ACTIVE BURST

- This week we are going to try a fun activity called popping bubbles.
- You can dance along and follow the video below.
- However you could make it more fun by getting someone in your family to blow bubbles as you try and pop them.
- Enjoy the bubble popping.
- Here is the link: <https://www.youtube.com/watch?v=JdBIXPVM8AI>



CONTENT OF WORK:

- Monday – News
- Tuesday - Phonics
- Wednesday – Report Writing
- Thursday - Grammar
- Friday – Procedural Writing
- Read every day
- Spellings into sentences – everyday
- Gaeilge – practice words everyday
- Gaeilge - draw picture to match the words



READING - EVERYDAY

- Try to read for 15 minutes everyday.
- Read some of the books that you have at home.
- Give some audio books a try on this website:
<https://stories.audible.com/discovery>
- If you are a member of the library you can get ebooks or audio books from this website:
<https://www.librariesireland.ie/news/online-services-during-coronavirus>



VectorStock®

VectorStock.com/10949062

SPELLINGS

- This week we have Set A and Set B for our spellings you only have to choose one.
- Try challenge yourself by choosing Set A but if you find these too tricky then choose Set B
- Each day put your spellings into sentences like you normally do for homework.
- On Friday do your own mini spelling test at home and if you try your best you might have earned a Friday treat like an ice cream if the weather is nice.



SET A

Set A	Look	Say	Cover and Write	Check
Monday	furniture			
	capture			
	fixture			
Tuesday	vulture			
	puncture			
	future			
Wednesday	adventure			
	picture			
	nature			
Thursday	posture			
	moisture			
	fracture			

SET B

Set B	Look	Say	Cover and Write	Check
Monday	jug			
	hug			
	tug			
Tuesday	bug			
	slug			
	rug			
Wednesday	rain			
	pain			
	stain			
Thursday	with			
	come			
	some			


MONDAY: NEWS

- For recount writing this week you are writing about your news.
- You could write about a game you played, some baking you did, a book you read or some art you did.
- Remember this is recount writing so make sure to have as much detail as possible:
- Who?
- What?
- Where?
- When?
- Why?
- How?



TUESDAY: SPELLINGS

- This week we are looking at the 'ture' digraph.
- Here are some picture clues to words with the 'ture' digraph in them.
- These pictures are tricky so think carefully about what the whole picture is showing.
- See if you can think of any other words that have this sound and put them in sentences.



shutterstock.com • 490273465



shutterstock.com • 1685186908

TUESDAY: PHONICS

- Fill these words into the correct sentences:

future creature adventure picture furniture vulture puncture fracture

1. When we moved into the house we bought new _____.
2. The _____ swooped down and grabbed the mouse.
3. Tomorrow is in the _____.
4. A dragon is a fantastic _____.
5. The tyre of the car had a _____.
6. The doctor said the boy's leg was not broken it was just a _____.
7. She painted a beautiful _____.
8. They had an exciting _____.

WEDNESDAY – REPORT WRITING

- We are going to write a report on a zoo animal today.
- Think about what is your favourite zoo animal.
- Think about why you like that animal.
- Think about what you know and would like to know about this animal.
- Here are some examples: penguins, hippo, snow leopard, lions, flamingos



WEDNESDAY: REPORT WRITING

- Report writing – I hope you have chosen your zoo animal.
- See if you can find out any information about the animal using– www.kiddle.ie

Report structure:

1. Introduce it....This report is about
2. Say what it is.....a type of animal
3. Describe what it looks like.....very fluffy....
4. Describe where it lives and what it eats
5. Write three other interesting facts about it
6. Draw a picture to go with your report




THURSDAY: SUFFIX - ING


- A suffix is one or more syllables added at the end of a word to change its meaning.
- We are going to look at the 'ing' suffix.
- If the word ends in a consonant which is not after a short vowel just add 'ing'.
- For example: jump – jumping , wish – wishing , knock - knocking
- If the word ends in 'e' then you have to take out the 'e' and add ing.
- For example: ride – riding, bite – biting, slide - sliding
- A verb that ends in a consonant after a short vowel you double the last letter and add 'ing'
- For example: hop – hopping, run – running, jog - jogging
- Here is a short video to help you learn more about suffixes:
- <https://www.youtube.com/watch?v=JlUwR97CUYY&pbjreload=10>





SEE IF YOU CAN ADD 'ING' TO EACH OF THESE WORDS AND REWRITE THEM UNDERNEATH. REMEMBER THE THREE DIFFERENT RULES.














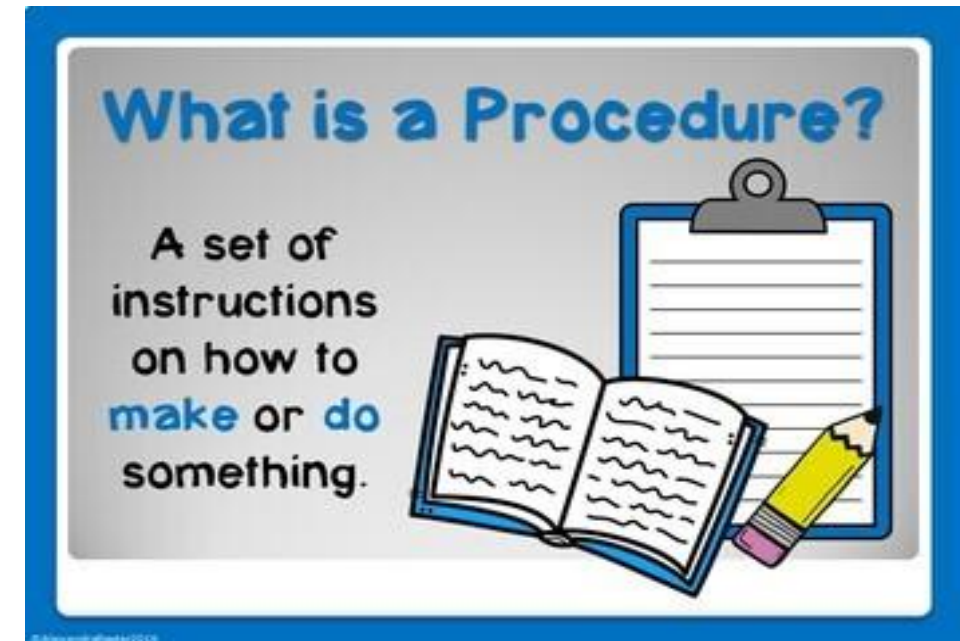






FRIDAY – PROCEDURAL WRITING

- A procedure tells you how to do something.
- This week we are going to make a smoothie or a jam sandwich.
- You get to choose which one you would like to make.
- This is the structure we use for writing a procedure:
 1. Ingredients
 2. Utensils/Equipment
 3. Method




FRIDAY: PROCEDURAL WRITING

- Procedure writing always uses bossy words for example:

1. Put
2. Pour
3. Chop
4. Shake
5. Spread

- If you would like to make the smoothie I have included recipes in the next slide.
- You can add or swap ingredients from the recipe depending on what you like.
- Time to make your choice will it be smoothie or sandwich.
- Write your procedure and add a picture to go with it.



Strawberry Smoothie

You will need:

1. 10 strawberries
2. 1 banana
3. 100mililetres of orange juice



Sunshine Smoothie

You will need:

1. 100g pineapple
2. 2 bananas
3. 10g cashew nuts
4. 200mililetres orange juice



Jolly Green Smoothie

You will need:

- 2 cups of spinach
- 1 frozen banana
- 2 kiwi
- ½ avocado
- 1 cup of milk



AN CISTIN

cófra



VectorStock®

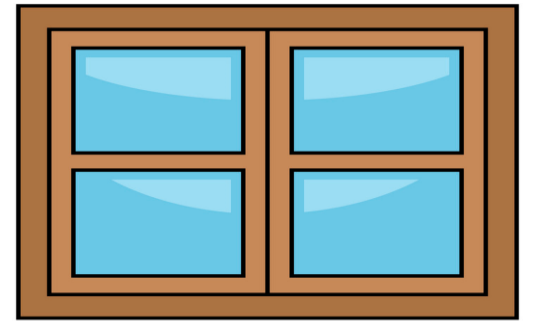
VectorStock.com/21277554

teidí

leaba



shutterstock.com • 1397163353



VectorStock®

VectorStock.com/24007211

fuinneog



VectorStock®

VectorStock.com/9581637

lampa

AN CISTIN



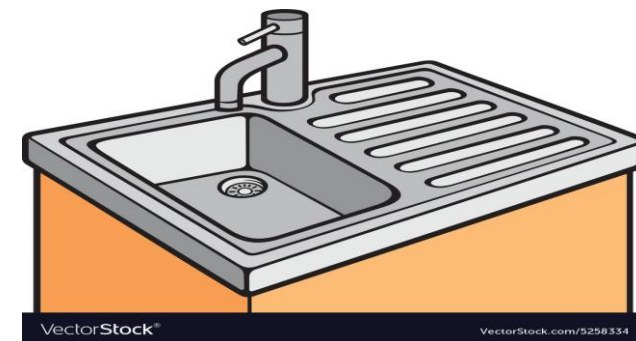
soirn



cuisneoir



citeal



doirteal



micreathonn



toaster

READ THE WORDS AND DRAW THE CORRECT PICTURE TO MATCH THE WORDS.

citeal

cuisneoir

micreathonn

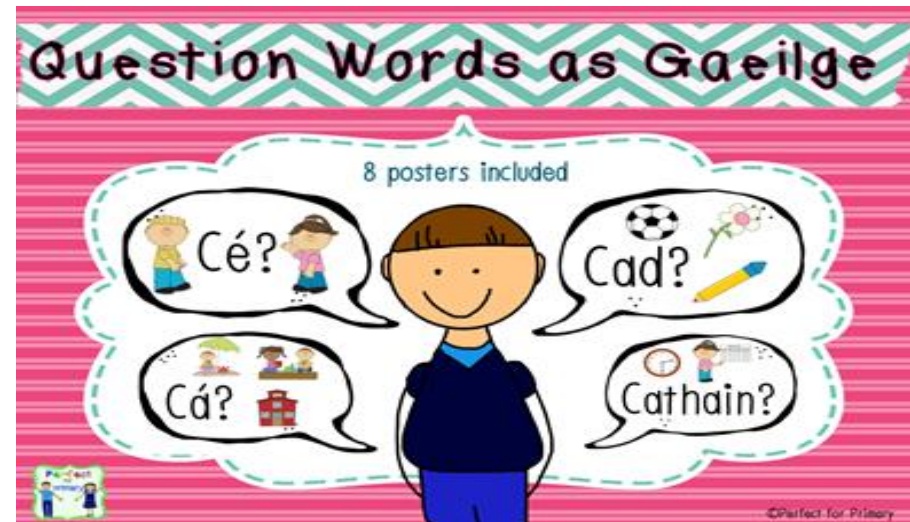
soirn

toaster

doirteal

GAEILGE

- It is important to try keep practicing your Gaeilge.
- Why not try out this website:
- <https://seideansi.ie/rang2.php>
- You can look at a picture from a story and choose the correct sentence to match it.
- There are also some fun Gaeilge card games.



WELL DONE!!!

- Hopefully you enjoyed the short week of work and in particular got outside to enjoy the lovely weather.
- I know it is hard to stay motivated to get the school work done but there is only two weeks more to go now.
- You can do it!!!!!!
- Enjoy your long weekend and stay safe.
- We would love to see any photos of things you have been doing you can send them to Ms. Healy on 0877443779 or by email hscl@shjkillinarden

