



Junior Infants SESE & Summer Tour PowerPoint 15th-26th June 2020



Welcome back everybody!

Dear Parents/Guardians & boys and girls,

We hope you are all well and happy. We hope you enjoyed some activities for Sports Day last week. We are all missing you lots and lots. This is our last fortnightly PowerPoint before the summer holidays so we hope you enjoy the fun activities we have planned for you all. Once again we would like to thank you and congratulate you on all your hard work over the last few weeks. Please put your lovely photographs on the school website by sending them to Gaye, HSCL teacher on **WhatsApp (087) 7443779**.

We would like to wish you and your family a lovely summer and we are really looking forward to seeing you all back in school safe and well. At the end of the PowerPoint we have included some ideas for **a summer tour** seen as we are all very sad we can't go on our school tour this year as planned.

Kind regards, Ms. Fitzpatrick, Ms. O' Leary, Ms. Reilly & Ms. Walsh

Ms. Duff & Ms. Heavey ☺




S.T.E.M. activities

This week we are going to try some S.T.E.M activities which incorporates Science, Technology, Engineering & Maths in a fun and playful way. These activities involve both indoor and outdoor play.





- This great activity incorporates **wellbeing** and **S.T.E.M.** It will hold the worries your child might have during these challenging times.
- **Think:** Think about what recyclable materials you have at home. How can you put them together to create a worry box monster?
- **Test:** Test out your creation. Can you place your folded piece of paper inside? What adjustments can you make?
- **Reflect:** How well does your worry box work? Are you happy with how it looks? Can I get an adult or older brother or sister to help me write my worries down?



Activity 1: Worry Box Monster



Write down your worries and the things you don't
want to say,
Because I am the worry box and I'll send your
worries on their way!

For when the time has come to take them out -
you'll see,
A worry shared, is a worry halved... especially
between you and me.

My Worry Monster

If you sometimes worry about things like Milton, you may like to make your own worry monster.

Worry monsters are great because they read your worries and munch them up so you no longer need to worry about them!

Follow the instructions below, write down your worry on a piece of paper and put it in your worry monster.

You will need:

A disposable drinking cup
Coloured paper/felt
Pipe cleaners
Googly eyes
Pom-poms
Sticky tape
Scissors
Glue



My Worry Monster

If you sometimes worry about things like Milton, you may like to make your own worry monster.

Worry monsters are great because they read your worries and munch them up so you no longer need to worry about them!

Follow the instructions below, write down your worry on a piece of paper and put it in your worry monster.

You will need:

A disposable drinking cup
Coloured paper/felt
Pipe cleaners
Googly eyes
Pom-poms
Sticky tape
Scissors
Glue



Instructions

1. Take your drinking cup and cut some coloured paper or felt to fit around the outside of the cup. Use the glue to stick this down.
2. Stick googly eyes (or draw your own!) onto the front of the cup. It can look as crazy as you like!
3. You may wish to add pipe cleaner antennae, a monster mouth, a pom-pom nose or anything else you want.
4. Write any worries that you have on a piece of paper and feed it to your monster! If you want to, you could talk to a friend or a member of your family about the worry.



ink saving Eco

Find instructions sheet attached also.



Activity 2: Wind Powered Maze Challenge

- **Challenge:** Design and Create a maze using materials you have at home, e.g. Lego, linking cubes or playdough, a marble/small ball and straws.
- **Think:** What material have you at home that you can use to design and create a maze?
- **Test:** Using a straw get your child to navigate a marble or small ball through the maze.
- **Reflect:** Could you put obstacles in the way? Could you also set up two mazes and have a race with a family member?





Activity 3: Chalk Walk STEM Challenge



- **Challenge:** This challenge (design and draw a chalk walk) requires one material only; thick chalk! It allows you to look at shapes in Maths, design and make something, play and be physically active. Let's hope it's nice and sunny too!
- **Think and Draw:** Decide what kind of outdoor chalk walk you might like to design a make? For example, could you design a town? Could you design a Maths task for your older siblings? Could you make a game? Perhaps twister could be good?
- **Test:** Can you get your brothers, sisters, family members or neighbours to use your chalk walk or game when out for some fresh air?
- **Reflect:** Did you enjoy your chalk walk, maths challenges, game, hopscotch? How could you change it to make it harder? What could you add in or take out?
- **On the next slide there are some examples to help you get creative!**





Activity 4: Balloon STEM Challenge

- **Challenge:** Create games using balloons of different sizes.
- **Think:** What games could you make using a balloon and materials you have at home? For example, balloon tennis, balloon swingball, balloon keepiuppees...
- **Test:** How can you make a racket using recyclable materials at home? Can you play your game indoors and outdoors?
- **Reflect:** Can you play the game on your own? How can you keep scores? Are there rules in your game? Can you play this game with your brothers and sisters?





Activity 5: Shadow Drawing Activities

Challenge: To trace a shadow of your favourite toys outside.


What you will need: markers, pencils, paper, favourite toys to draw

Instructions:

1. Place toys near the paper
2. Trace the shadow
3. Enjoy your masterpiece!
4. Watch the video for some more ideas!

<https://www.youtube.com/watch?v=d1qpu2Fh7Fo>

<https://kidsactivitiesblog.com/137133/how-to-make-shadow-art-with-kids/>



STEM Challenge

What can you do with...
a ball of yarn?





How to participate:
Create something from a ball of yarn (any size or brand)! You can use any other materials that you have available.

Use this challenge to be *creative* and *learn*!

*We will be putting all of the creations on display so be sure to bring your creation in before the end of the month: _____

FAMILY STEM Challenge!

YOUR CHALLENGE is to unstack all 100 cups and build a tower or structure that does not fall over. Can you do it in under 3 minutes?
Set the timer and see!


Please re-stack the cups and place them in the basket for the next family when you are finished. 😊

STEM Challenge Rules

1. Be Creative
2. Have Fun
3. Learn!

S.T.E.M. Home Challenge

What can you do with...
an empty aluminum can?



To participate in this home challenge, you will need to create something (anything) using an empty aluminum can (any size or brand)! You can use any additional materials in your creation! The only rule is to BE CREATIVE!

We will display all of the creations!

**Bring your creation into school before the end of the month!*

STEM Challenge

What can you do with...
a cereal box?

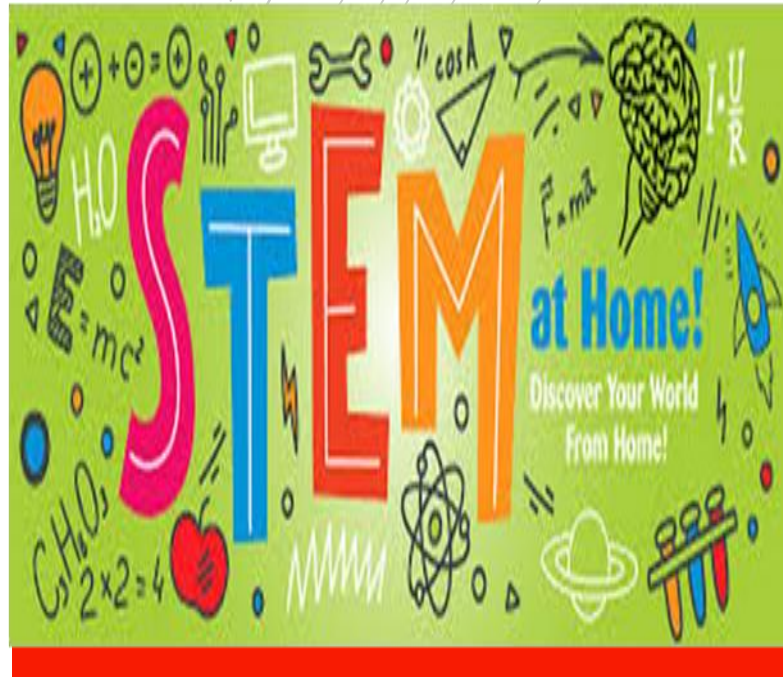


How to participate:
Create something from a cereal box (any size or brand)! You can use any other materials that you have available.

Use this challenge to be *creative* and *learn*!

*We will be putting all of the creations on display so be sure to bring your creation in before the end of the month: _____

SOME GREAT PAGES AND SITES FOR MORE STEM IDEAS FOR OVER THE SUMMER...



- @stemsabhaile on Instagram
- @playful_classroom on Instagram
- @withrosesandbells on Instagram
- PDST Primary STEM <https://pdst.ie/PrimarySTEM>
- <https://www.firefliesandmudpies.com/>



- <https://mindfullittles.org/resources/>
- <https://learnasyouplay.net/>
- <https://girlstart.org/>
- <https://www.steampoweredfamily.com/category/activities/>

Summer Tours



We are so sad that the children have missed their school tour this year. It is always one of the most fun days for children and teachers alike. We hope that you will all have a lovely summer and get to go on some nice family 'Summer Tour' days instead. These are just a few of the ones we've found that are back open and taking bookings for visits again. We hope you have a wonderful Summer and are looking forward to seeing you all again soon.

Farms

- <https://www.newbridgehouseandfarm.com/the-farm/>
- <https://www.airfield.ie/farm/>
- <https://www.clonfertpetfarm.com/>



Dublin Zoo

- <https://www.dublinozoo.ie/your-visit/interactive-zoo-map/>

Aquarium

- <https://www.visitsealife.com/bray/>





On the farm video



<https://www.youtube.com/watch?v=TgoYoc8oBFw>

Guess the farm animal- sounds



<https://www.youtube.com/watch?v=gkAsTg7Qvyw>

Old McDonald had a farm- song



<https://www.youtube.com/watch?v=6HzoUcx3eo>

Going to the Zoo- song



Guess the zoo animal- game



<https://www.youtube.com/watch?v=IuInEx2Cn7M>

<https://www.youtube.com/watch?v=ijoV8QrW5JM>

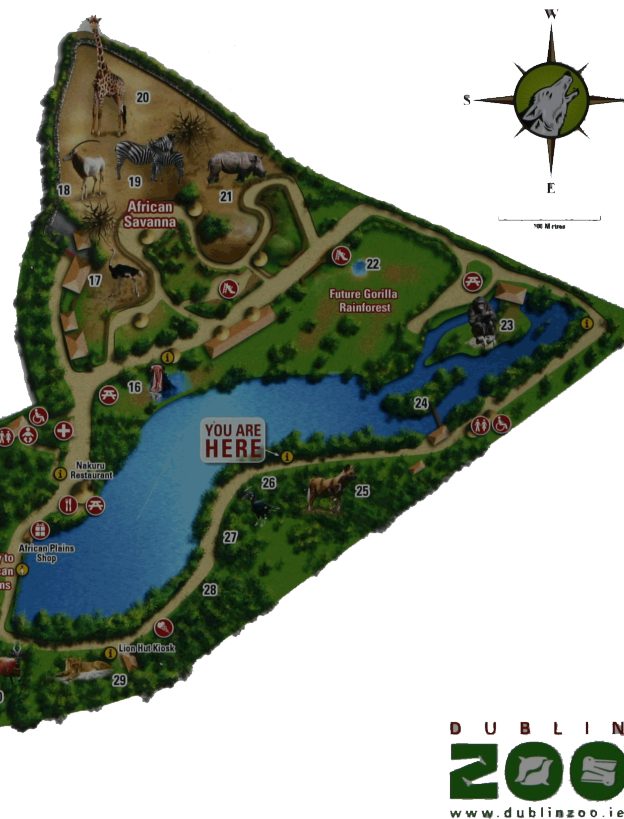
Dublin Zoo- get a peek at what the animals are up to!



<https://www.dublinzoo.ie/animals/animal-webcams/elephants/>

- 1 Restaurants
 - 2 Refreshment Points
 - 3 Toilets
 - 4 Accessible Toilets
 - 5 Baby Changing Facilities
 - 6 Baby Feeding Rooms
 - 7 First Aid and Lost Children
 - 8 Learning and Discovery Centres
 - 9 Gift Shops
 - 10 Heritage Site
 - 11 Elephant House
 - 12 Picnic Areas
 - 13 Children's Play Areas
 - 14 Information Points
- If you require assistance please ask any member of the Zoo team
- Displays and animals subject to change

- 1 Sulawesi crested macaque
- 2 Sumatran tiger
- 3 Snow leopard
- 4 Siamese gibbon
- 5 Bornean orang-utan
- 6 Red-ruffed lemur
- 7 Ring-tailed lemur
- 8 Western lowland gorilla (temporary habitat)
- 9 Grey wolf
- 10 Arctic fox
- 11 Asian small-clawed otter
- 12 Amur tiger
- 13 California sealion
- 14 Snowy owl
- 15 Humboldt penguin
- 16 Hippopotamus
- 17 Ostrich
- 18 Scimitar-horned oryx
- 19 Zebra
- 20 Giraffe
- 21 Southern white rhinoceros



<https://www.dublinzoo.ie/animals/animal-webcams/penguins/>



<https://www.dublinzoo.ie/animals/animal-webcams/african-savanna/>

Home Learning Award!

Congratulations to **to all the boys
and girls in
Junior Infants
on working so
hard at home!**

WELL DONE!
**From all the
Junior Infant
team 😊**

Have a great



SEE YOU SOON

