



Week 1: 15th – 19th June

This PowerPoint will be for the last two weeks before summer. Each day we will have a set “fun task” to do! This week the theme is The Beach:


- Monday- SPHE- Water Safety
- Tuesday- Science- Sinking and floating
- Wednesday- Music – We all live in a Yellow Submarine
- Thursday- Geography- Plans for Summer.
- Friday- Art – Creating a picture of a beach ball.



Monday-SPHE

- This week we are looking at water safety.
- Think of how you can stay safe around water- what rules are there? Who should you always ask before going into the water anywhere?
- Who should you always make sure is on the beach watching the water? (The picture is a hint!)
- Look at the story, below. can you see places with water? which could be dangerous? (name them)
- What rules can you see in the story?
- <https://watersafety.ie/wp-content/uploads/2019/10/PAWS-2-Presentation.pdf>






Tuesday - Floating and sinking

- We are going to look at a lovely floating and sinking experiment this week!
- Look at the things you will need in the link below and experiment!
- You can test different things in your house- toys, paper, cartons for example.
- <https://www.learning4kids.net/2014/04/15/floating-and-sinking-science-activity/>




Wednesday - We all live in a Yellow submarine.

- Learn the song “We all live in a Yellow submarine”.
- What do you think the song is about? Listen to the words!
- https://www.youtube.com/watch?v=m2uTFF_3MaA



Thursday- Plans for the summer

- Write about your plans for the summer.
- Think about these questions:
 - Who are you going to see?
 - What are you going to do?
 - Where will you go?
 - Will you to the beach? (or any place with water?)



Friday – Draw a beach ball

- Follow the video and see if you can draw a beach ball!
- Add any materials you can find at home! Make it bright and colourful.
- https://www.youtube.com/watch?time_continue=2&v=gK0W4nN6rag&feature=embed_logo




Week 2- 22nd – 26th June

Each day we will have a set “fun task” to do! This week the theme is The Beach:

- Monday- SPHE- Water Safety
- Tuesday- Geography- Treasure map
- Wednesday- Music – Here comes the sun
- Thursday- Science- Summer experiments
- Friday- Art – Creating a picture of a lighthouse.



Monday- Water Safety



- Look at the picture of different people on the beach
- Think about which people are safe and which people are in danger. Why are they?
- Bonus points if you can find out what the flags mean :)
- <https://rnli.org/youth-education/education-resources/upper-primary/spot-the-dangers-head-cam>



Treasure map

- Pretend you are looking for buried treasure and you have to draw a map to find it on the beach!
- What's on the beach? where are the clues? Where are you going to bury it?
- Make it bright and colourful!

Wednesday – here comes the sun

- Learn the song “Here comes the sun”.
- What do you think the song is about? Listen to the words!
- <https://www.youtube.com/watch?v=KQetemT1sWc>



Summer experiments

- Choose from a variety of Fun, summer experiments!
- Make sure you get a parent to help!
- <https://fun-a-day.com/summer-science-experiments-for-kids/>



Friday- draw a lighthouse

- Follow the steps to draw a lovely lighthouse!
- Can you add any materials from home? Maybe something shiny like tinfoil for the light on top? Could you see something red and white in the house?
- <https://easydrawingguides.com/how-to-draw-a-lighthouse/>





A message from the first class teachers:

Hello first class boys and girls ,

We hope you are all well. Thank you for all your hard work over the past few months. We just wanted to write a little message saying we miss you and hope you have a lovely summer. Stay safe , keep reading and writing and enjoy the sun!

Your teachers,

Ms Kirrane, Ms Loughnane, Ms Mason and Ms Ryan. :)