

***CHILDREN WILL NEED A COPY,
PENCIL, ERASER AND COLOURS TO
COMPLETE THE TASKS***



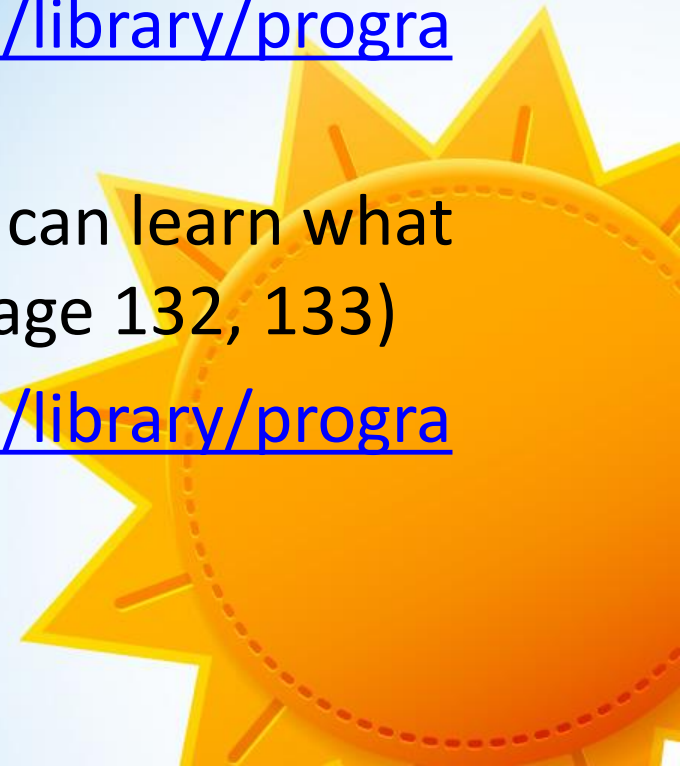
Sacred Heart JNS First Class Literacy and Gaeilge

**Week 9 & 10 - to be completed
over two weeks starting Monday
June 15th**

N.B. This work is designed to be
completed over the course of a **week**.
Children and parents can do **as much**
or **as little** as they want daily.

Gaeilge - Ar Saoire - Holidays

- Click on the link below to look at a picture of a family on holidays at the beach. (page 130, 131)
- <https://www.folensonline.ie/home/library/programmes/abair-liom-1st-class/ebook/>
- Now click on this new link and you can learn what you might **do** while on holidays. (page 132, 133)
- <https://www.folensonline.ie/home/library/programmes/abair-liom-1st-class/ebook/>



Gaeilge - Ar Saoire - Holidays

- This page will help you learn what you can wear at the beach. (page 134, 135)

And, there is a wordsearch!

- <https://www.folensonline.ie/home/library/programmes/abair-liom-1st-class/ebook/>
- Now we have our story about a family's visit to the beach. Click on the link below. Listen to the story and repeat the sentences.
- <https://read.bookcreator.com/iLhc1S65GtWS2DUZOzkUnRepDtG3/shtbJjILSiCUcNdrPK5RMg>




Sounds of the week – ‘ee’ and ‘ea’

For the last two weeks of school we will be looking at two sounds that sound the same; they are ‘ee’ for week and ‘ea’ beach.

Week 9 spellings: bee, see, eel, feet, tree, need, wheel, queen, teeth, green.

Week 10 spellings: pea, sea, seal, leaf, seat, beak, cream, cheap, teacher, please.

Pick 6 words each week from above and write them into your spelling copies.



Writing Activity

- List as many words as you can with the 'ee' for 'week' sound for **Week 9** and 'ea' for beach sound for **Week 10**. You can use books you might have at home to search for the 'ee' and 'ea' sound.
- Draw an illustration to go with each of your words.
- For example:

Bee

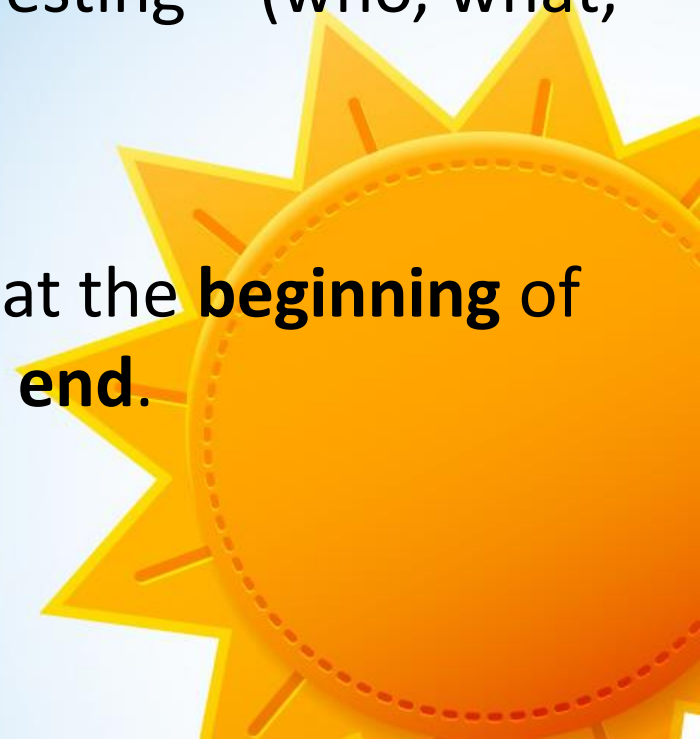


Leaf



Writing Activity

- Choose 6 of your favourite 'ee' and 'ea' words and put them into sentences.
- You can ask a brother/sister/parent to help you!
- Make your sentences long and interesting – (who, what, where, when...)
- Remember to:
 - ✓ Write clearly – use a **capital letter** at the **beginning** of the sentence and a **full stop** at the **end**.
 - ✓ **Use up all the space** on the lines
 - ✓ **Neat and tidy** handwriting!



SPELLINGS/PHONICS

Complete the **Sun, Sea and Beach Safety** word search.

(This page can be printed or write the words you find into your copy).

Find the words:
beach, sun, sea,
safety, lifeguard,
flags, protect, water,
hat, skin.

Sun, Sea and Beach Safety

l	i	f	e	g	u	a	r	d
e	l	f	b	e	a	c	h	a
s	s	k	i	n	e	e	l	h
u	a	h	a	m	g	o	d	a
n	f	e	w	a	t	e	r	t
s	e	a	s	i	m	o	n	s
r	t	s	i	f	l	a	g	s
a	y	p	e	g	g	t	i	s
p	r	o	t	e	c	t	e	l

Dictation

Parents/siblings, where possible please read out the following sentences and ask your child to write them down. Make up your own sentences using the 'ee' and 'ea' words.

1. It is the last week of school.
2. The bee sat on the leaf .
3. We are all going to the beach today.
4. I love to eat ice-cream and sweets.

(If you would like to write more/different sentences you can ask your parent/sibling to make up some sentences for you.)



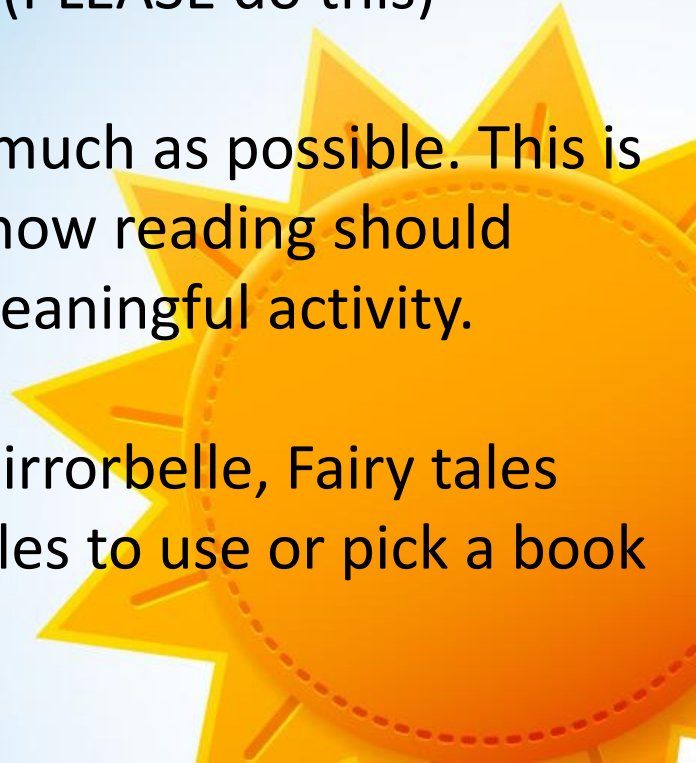
Daily Reading

We are asking parents to sign up to the website: <https://home.oxfordowl.co.uk/books/free-ebooks/>
Create an account and each day choose a book for your child to read from the appropriate age category.

They NEED to read each day. (PLEASE do this)

We encourage you to read to your child as much as possible. This is a nice way to bond but it also shows them how reading should sound. It shows them that you see it as a meaningful activity.

Roald Dahl books, Horrid Henry, Princess Mirrorbelle, Fairy tales and David Walliams books are a few examples to use or pick a book you enjoyed as a child.



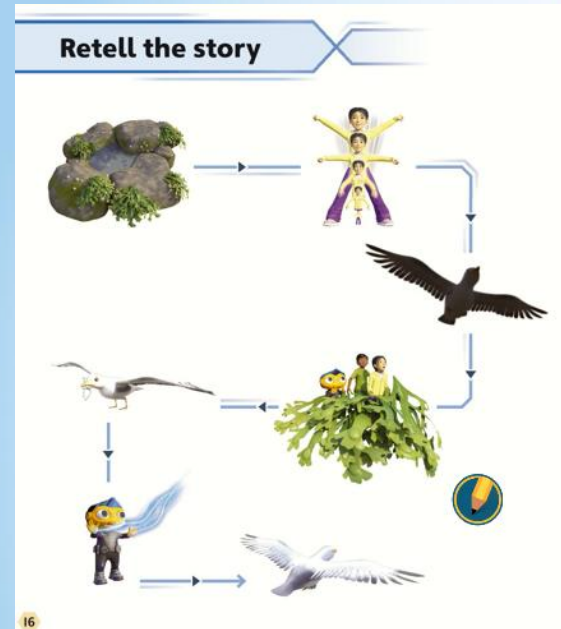

Reading Activity

On the **Oxford Owl** website there is a book '**The Seagull**' We recommend you read this book this week as it has lots of 'ea' words in the story. You can find it here:

<https://www.oxfordowl.co.uk/api/interactives/13000.html>

OR you can login to the Oxford Owl website

<https://home.oxfordowl.co.uk/> and search '**The Seagull**'.




Fun Reading Activity!

BOOK SCAVENGER HUNT

- Find an animal in a book.
- Find the word spring in a book.
- Find someone helping someone in a book.
- Find a picture of a sun in a book.
- Find a book that makes you laugh.
- Find a bug in a book.
- Find someone sleeping in a book.
- Find a character eating in a book.
- Find a pet in a book.
- Find a cat in a book.
- Find a superhero in a book.
- Find a bike in a book.

Use your books at home to complete this Scavenger Hunt! Write your answers into your copy.



Fun Reading Activity!



Junior Reading Bingo

Colour in the box when you complete the activity



Read for 5 minutes	Read on your bed	Read aloud in a funny voice	Read wearing a pair of sunglasses	Read a fairy tale
Read under a table	Make a fort and read in it	Draw a picture of your favourite story	Count the pages in your favourite book and write the number	Read for 10 minutes
Name that Story! Quiz game (see attached document)	Read in the garden	Read for 15 minutes	Draw your favourite character	Listen to a family member read
Read in your pyjamas	Read to a stuffed animal	Read a book about animals	Ring a relation and read them a story	Use junk material to create a scene from your favourite book

Writing Activity


What can you see at the beach?

Write some sentences about the picture.



Example: It is very hot.

Close your eyes and think about all the things you could see, smell, hear, touch and taste at the beach. Write it down into your copy. Make sure to write full sentences! You can use this picture to help you.



Free Writing

Encourage your child to write freely each day. Here are some ideas to help them get started.

Write about;

- A lovely summers day...
- The best thing about the beach is...
- If you could go anywhere in the world...
- My favourite sea creature is...
- Sonny the Seagull's silly day....
- Or just let their imaginations go wild.



A message from the First class teachers:

Hello First class boys and girls,
We hope you are all well. Well done on all your hard work over
the past few months. We just wanted to say we miss you all.
We hope you and your families are all happy and safe. Have a
lovely summer 😊

Your teachers,
Ms. Kirrane, Ms. Loughnane, Ms. Mason & Ms. Ryan

PLAY