





Junior Infants Literacy Online Learning



Sacred Heart JNS
April 20th – April 24th

Children: We hope you are all staying healthy and safe at home. Your teachers are missing you and are looking forward to seeing you back in the classroom soon.

Parents/Guardians: We hope that our plans will help you. The children will need your help but should be encouraged to be as independent as possible. Keep the sessions short (2/3 tasks per day) and regular and remember that you have one week to complete the tasks. Don't stress or panic if not completed we will revise all of this when schools re-open. Thank you.



Students will need:

- A copy book to record their work.
- Pens, pencils, colours, rubber.
- An adult to help.
- A computer / tablet / phone for some activities.

Phonics

Phonics week 1

(April 20th – April 24th)

s, a, t, i, p, n
Rhyming family: -at

Say each sound, do the action and sing the jolly phonics song.




List 3 words for each sound.


Here is a link to the first set of songs


<https://www.youtube.com/watch?v=T4IfiKiQ-3I>



Sound Sort




Can you find which one is the odd one out?














Blending: Sound out 3 words daily

<https://www.youtube.com/watch?v=MQpw77I-l6M>

sat

sip

nap

ant

pin

pan

pit

pat

tap

tan

sap

nip

nit

tin

tip

Rhyming Words: at family


Rhyme week 1: How many words can you think of that rhyme with **cat**?

Which of the following is not an -at word?

at



pan



rat



bat



hat

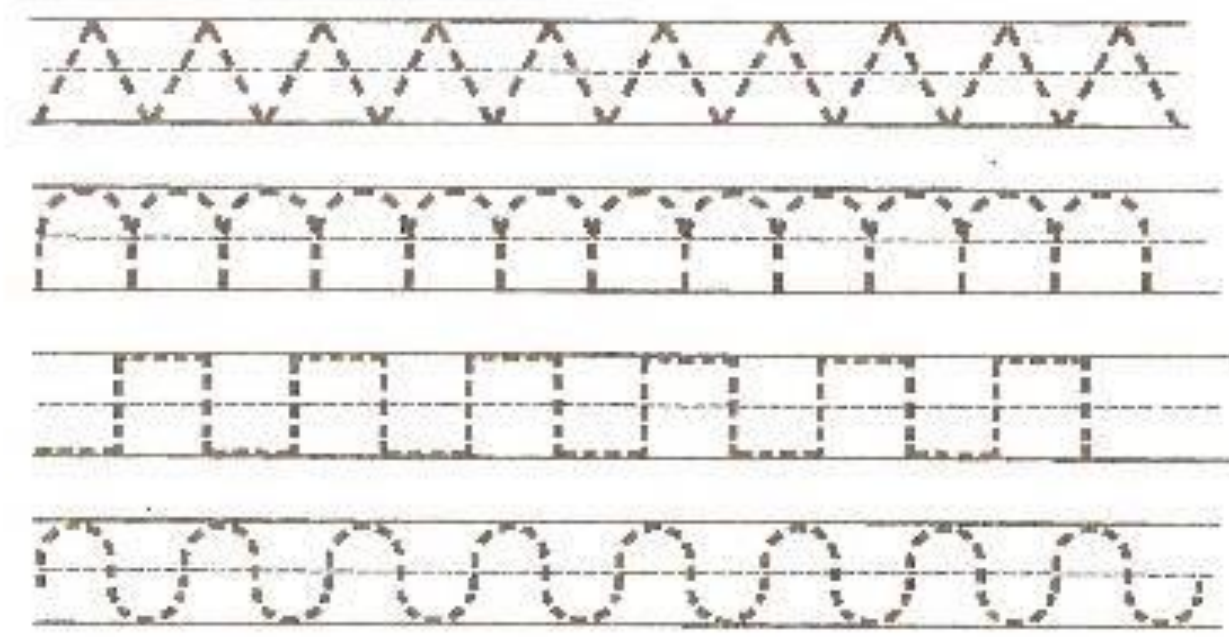
Short writing activities

Practise writing the letters c, a, d, g, o. Please watch carefully how you child writes the letter. Are they starting in the right place?

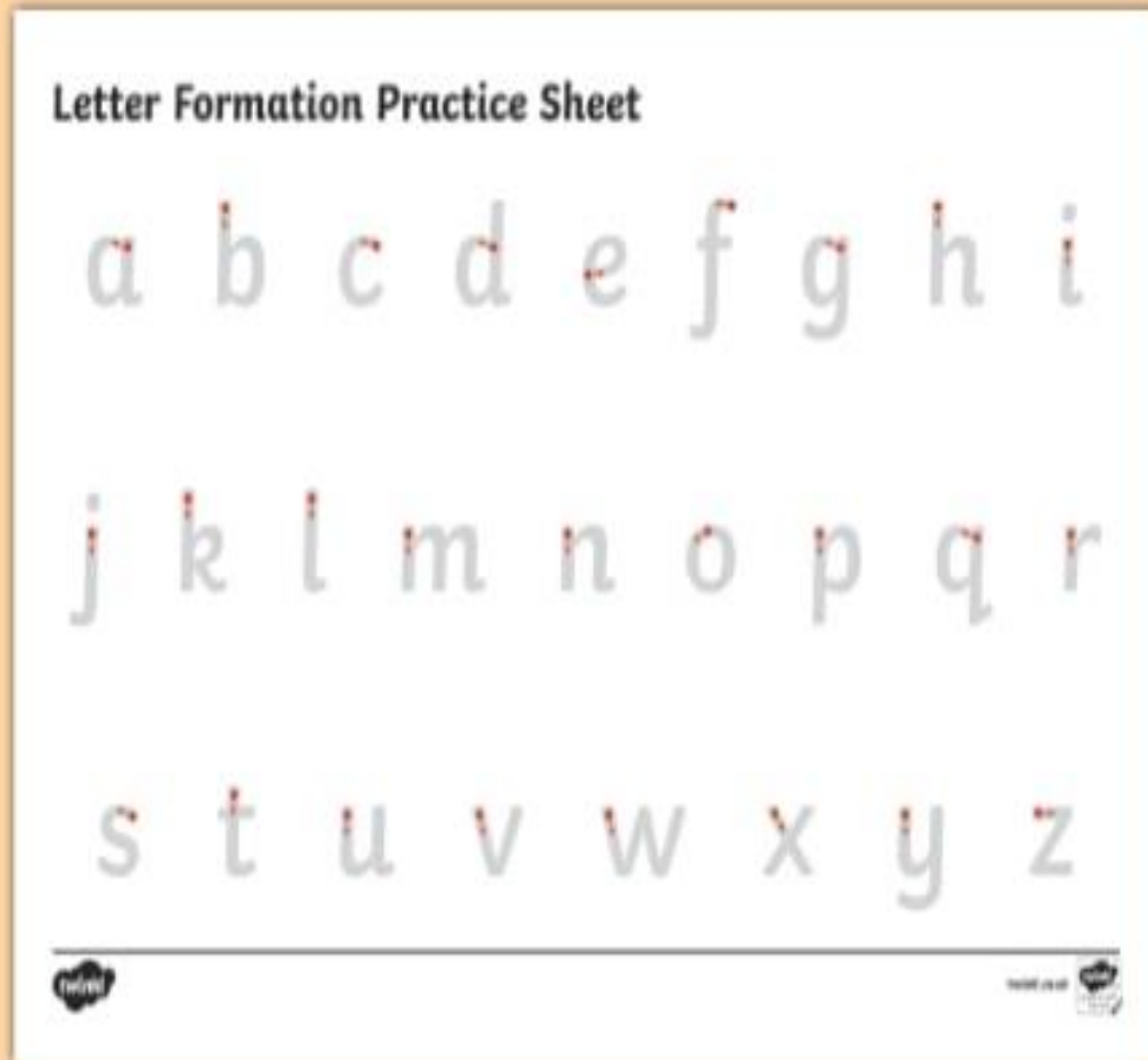
Dictation: Say each word slowly and get your child to write them down. Ask them what sound they hear at the beginning, in the middle and at the end.
a, dog, god, cod.

Practise writing patterns.


Name: _____



Reminder: Correct letter formation is SO important



Oral language



Questions

Name all the animals you can see.

Where are the horses?

What are the ducklings doing?

Why is the cow wearing a bell?

What might the farmer take to the mill?

How does the farmer get milk from the cow?

What do you call a baby cow, horse, pig, duck, goose, sheep, goat?

What is your favourite farm animal? Why?

Can you spot some things that don't belong in the picture? How many did you find?

Spot the difference

Spot the Difference The School Garden

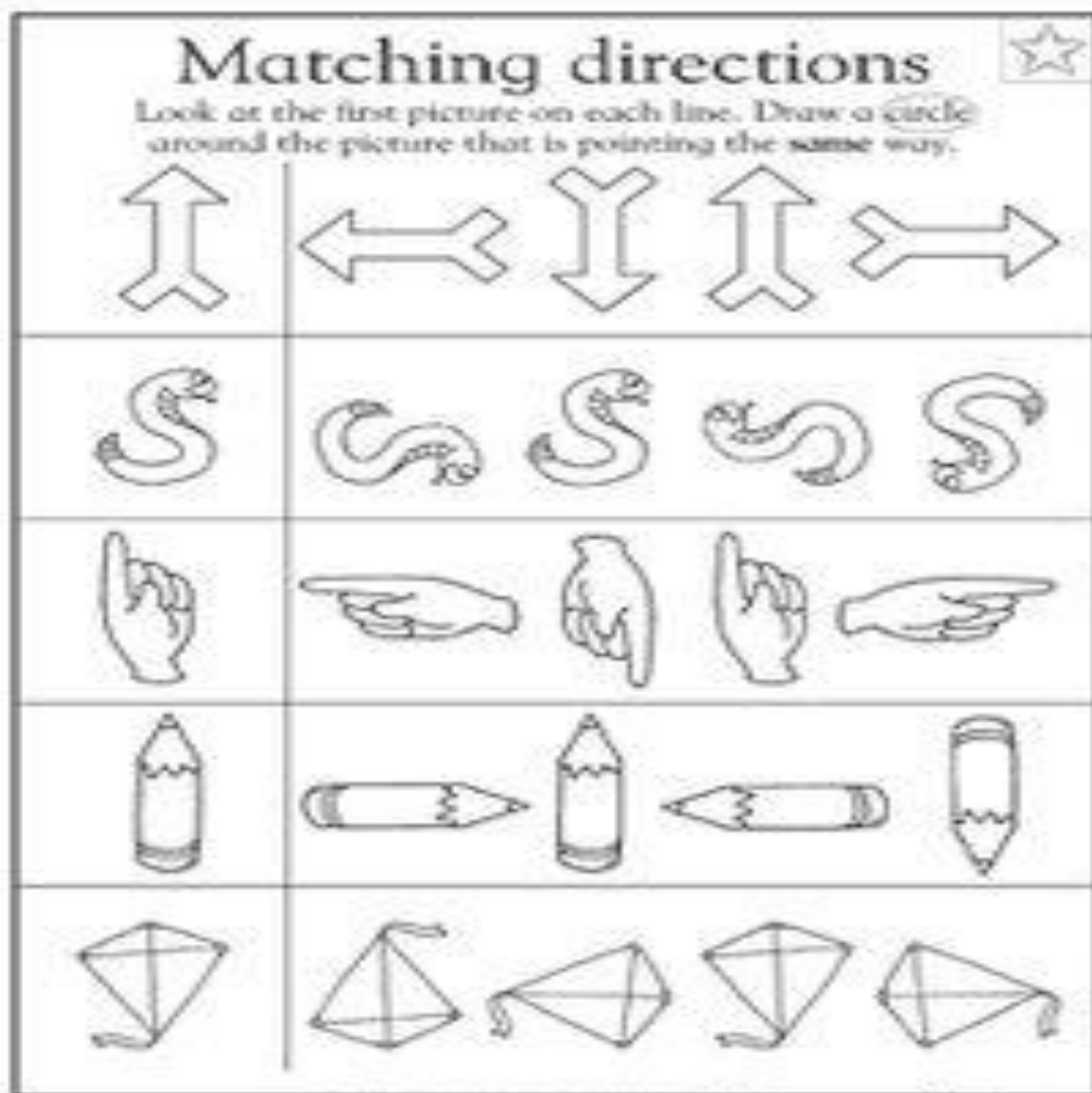
Look at the 2 pictures. Can you find 6 things that are different in the 2 pictures?



ink saving

Eco

Look at the first picture in each row.
Can you find the matching picture?



Reading

Try to set aside a little time each day to read to your child.

Encourage them to predict what they think will happen before they read it. When we make predictions we look at the front cover and title of the story.

Encourage them to look at books themselves and to identify any words they know.

Get them to retell stories in their own words and to talk about the characters.

Ask them to draw a picture of their favourite part of the story.

Sample story you can read: We're Going on a Bear Hunt

<https://www.youtube.com/watch?v=0gyI6ykDwds>

<https://www.starfall.com>

<https://www.oxfordowl.co.uk>

<https://stories.audible.com/discovery>





PREDICTING

Thinking about what might happen.....

- I can make predictions **before and during** reading.

- I think about the **information** I know from the **cover, pictures** and the **story**.

- I think about **what will happen next** and listen to the **author's clues**.

- It doesn't have to be right!!



Tricky Words

the	I	me	he	she
------------	----------	-----------	-----------	------------

Tricky words are best remembered by constant repetition. Here are some simple ways to achieve this.

Write the words individually on paper and stick them up around the house. Ask your child to say the word whenever they pass by it. Move the words around regularly.

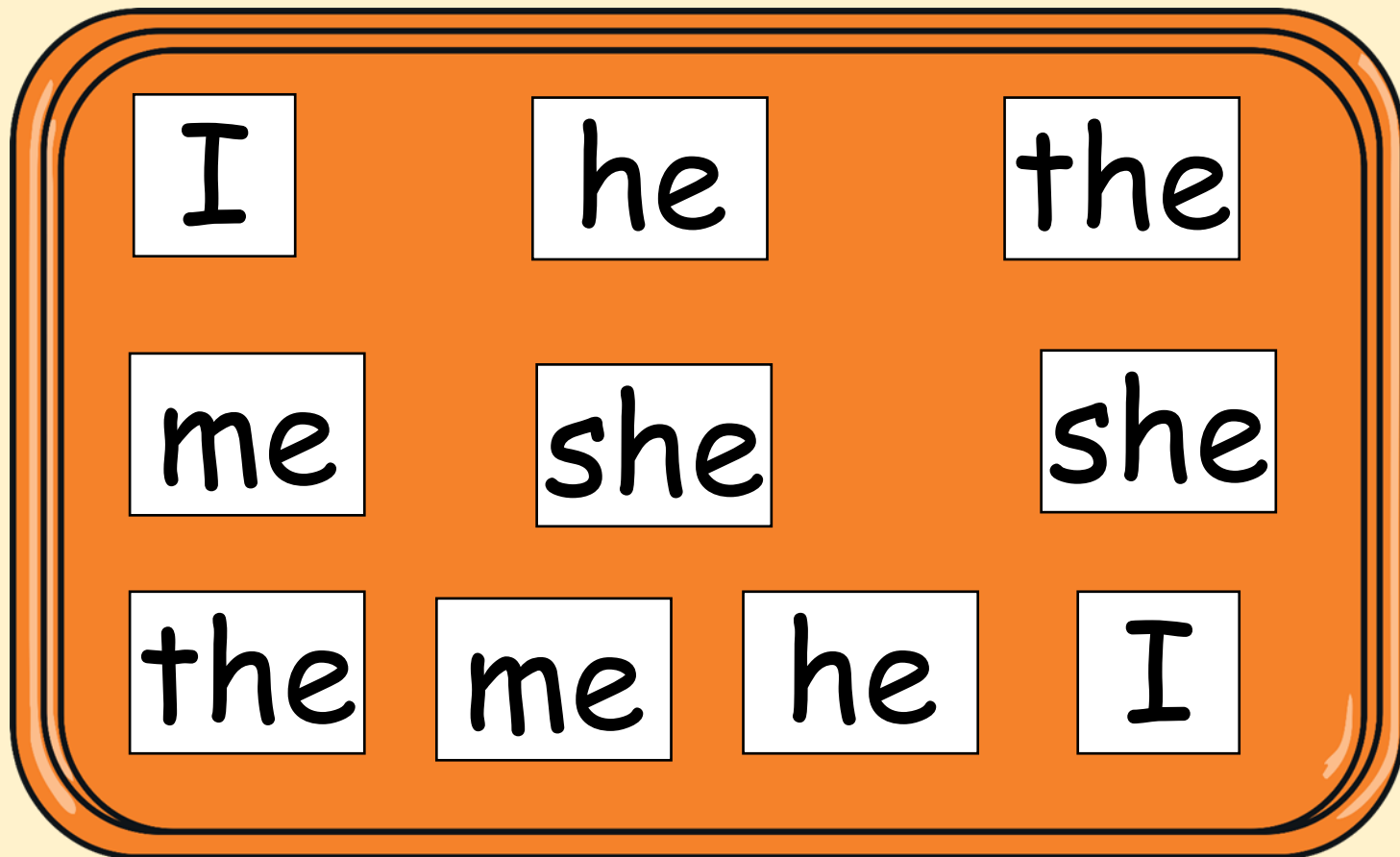
Make two copies of each word and play Memory or Snap.

Be a tricky word detective and find a given word in a story book.

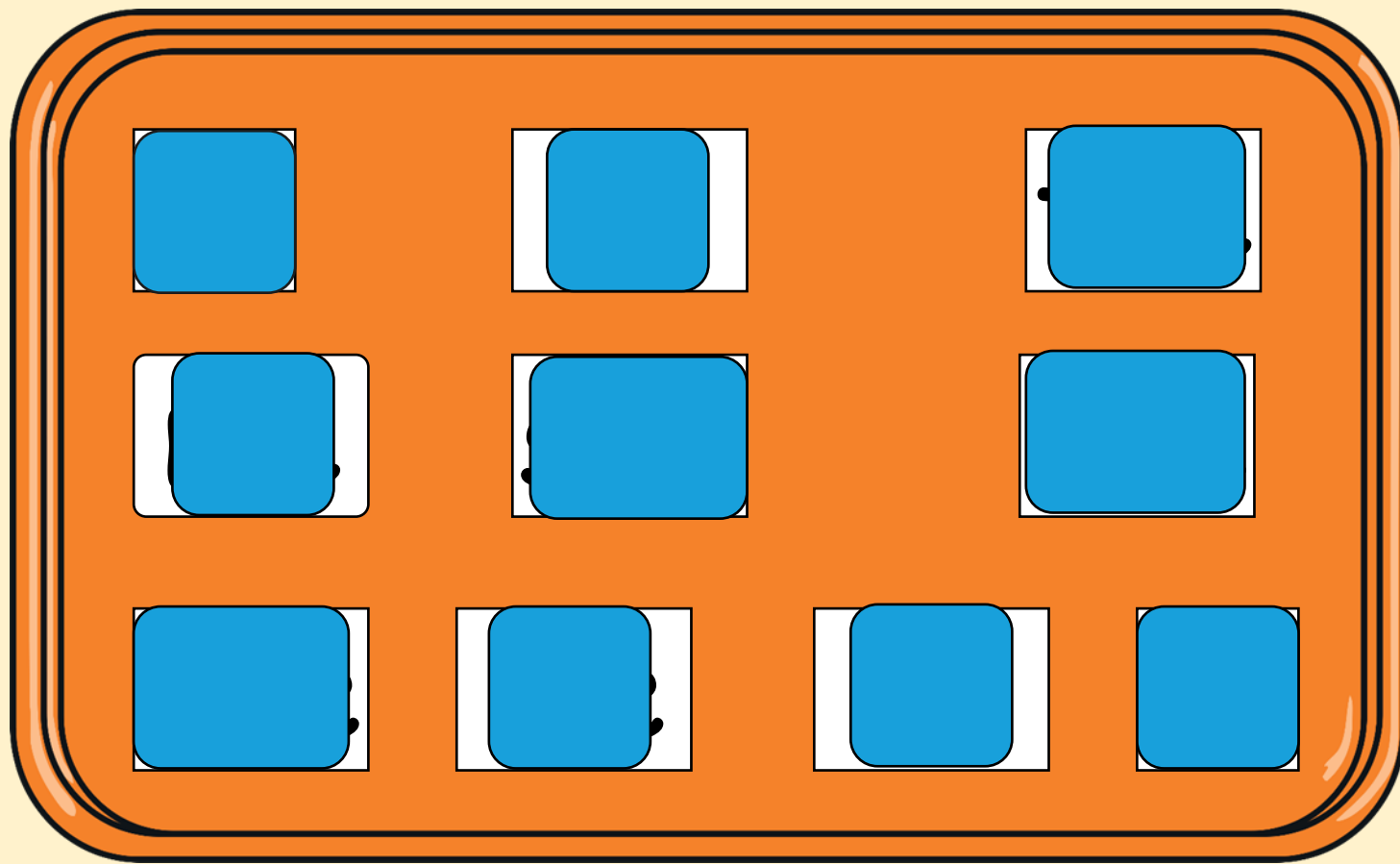
Watch the Epic Phonics 'Tricky Word' songs on YouTube

Can you find the matches?

To win you have to be able to read and match all the words! Good luck!



Can you find the matches?



Have fun learning this poem and adding actions.

Little Boy Blue

Little Boy Blue,
Come blow your horn.
The sheep's in the meadow,
The cow's in the corn.



Where is that boy?
Who looks after the sheep?
Under the haystack.
Fast asleep.

Will you wake him?
Oh no, not I,
For if I do
He will surely cry.



Gaeilge - Irish



Please click on the sound button to hear the comhrá beag. Now it's your turn!

Dia duit. *Dia's Muire duit.*

Cé tusa? *Is mise...*


Slán. *Slán leat agus go raibh maith agat.*



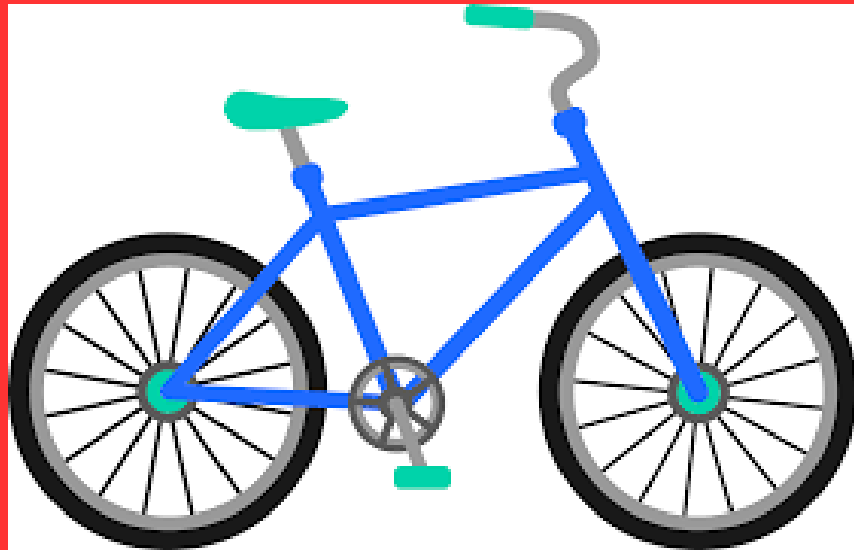
carr



Please repeat the words out loud after you hear them.



rothar



bád



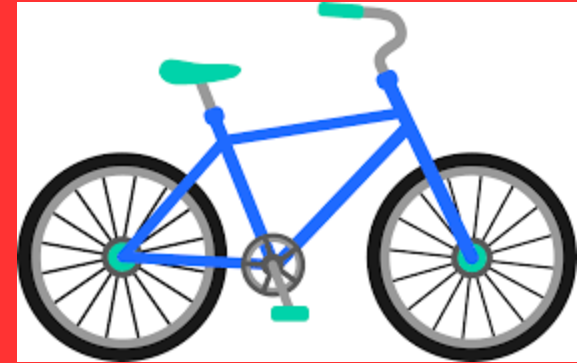
liathróid



Taispeáin dom bád mór.



Taispeáin dom rothar mór.



Taispeáin dom liathróid mór.


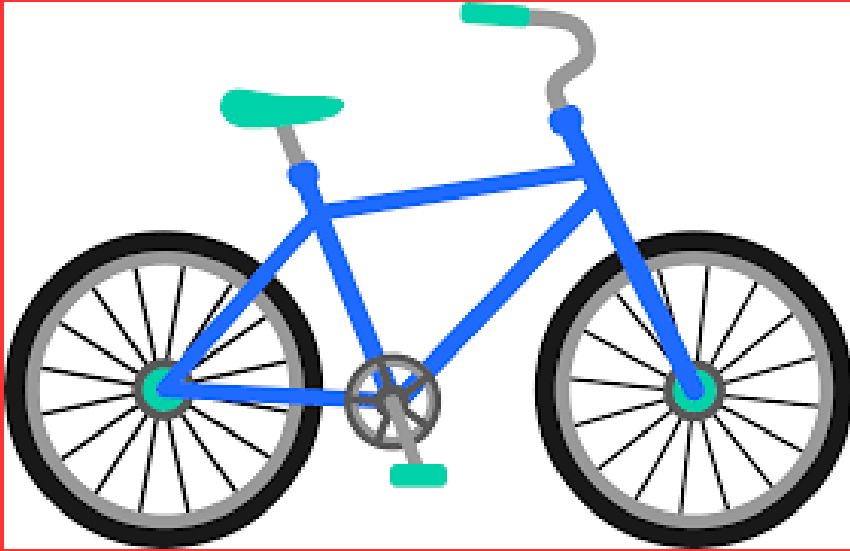


Taispeáin dom carr mór.



Can you point to the right picture?

Press the sound button to begin.



Well done! You have completed all
your work.

