



**Junior Infants**

**SESE**

**Remote Learning**

**April 27<sup>th</sup>-May 1<sup>st</sup> 2020**

# Just to note...

Dear Parents/Guardians,

We are missing all the Junior Infants very much and are looking forward to being back in school with you all soon. We hope you and your family are happy and well during these challenging times.

There is no pressure to do all this work; they are just ideas you might like. Feel free to pick and choose what you can do this week and what suits you and your family. Our main concern is the wellbeing and happiness of the children during these uncertain times. Keep up the great work everybody!

Missing you all very much,  
The Junior Infant Team. 😊



# Spring Scavenger Hunt

- ▶ Can you find all these things in your garden, your estate, the park or near where you live?
- ▶ Use describing words such as “the big bird” or “the pink flower” or the “tall grass”.
- ▶ On the next slide there is a nature scavenger hunt for you to try... enjoy!!
- ▶ We would love to see the children's hard work so if you would like your child's work displayed on our website please send it to Gaye, our HSCL Teacher on WhatsApp: 087 7443779 or Email: [hscl@shjkillinarden.ie](mailto:hscl@shjkillinarden.ie)

# Nature Scavenger Hunt



FLOWER ☐



TREE ☐



BIRD ☐



GRASS ☐



MUSHROOM ☐



SPIDER ☐



BUTTERFLY ☐



LEAF ☐



ACORN ☐



LOG ☐



ANIMAL  
TRACKS ☐



CLOUD ☐



WATER ☐



STUMP ☐



ANT ☐



BRANCH ☐



SUN ☐



FLY ☐



PINE TREE ☐



BEE ☐



# Spring on the farm



## Revision from last week...



- ▶ Can you name all the animals you can see in the picture?
- ▶ Who remembers what each of the baby animals are called?
- ▶ Can you tell me where each of the animals live?
- ▶ What sounds do each of the animals make?
- ▶ Can you think of some jobs a farmer does?
- ▶ What is your favourite animal and why?

# Revision: Can you match the farm animals?

Match the Farm Animals



donkey

pig


sheep

goat

cow

chicken


# Sounds of Spring (sung to “The Wheels on the Bus”)



- ▶ The birds on the trees go chirp, chirp, chirp,
- ▶ chirp, chirp, chirp,
- ▶ chirp, chirp, chirp,
- ▶ The birds on the trees go chirp, chirp, chirp,
- ▶ All Spring long!



- ▶ Repeat using these sounds:
- ▶ □ The sheep in the fields go baa, baa, baa...
- ▶ □ The cows in the barn go moo, moo, moo...
- ▶ □ The chickens on the farm go cluck, cluck, cluck...
- ▶ □ The bees in the hive go buzz, buzz, buzz...
- ▶ □ The ducks in the lake go quack, quack, quack...



# Guess what farm animal I am?



- ▶ You can get eggs from me.
- ▶ My name begins with the sound 'h'.
- ▶ My babies are called chicks.



# What do chickens give us?



Chickens give us meat (chicken)  
and eggs.

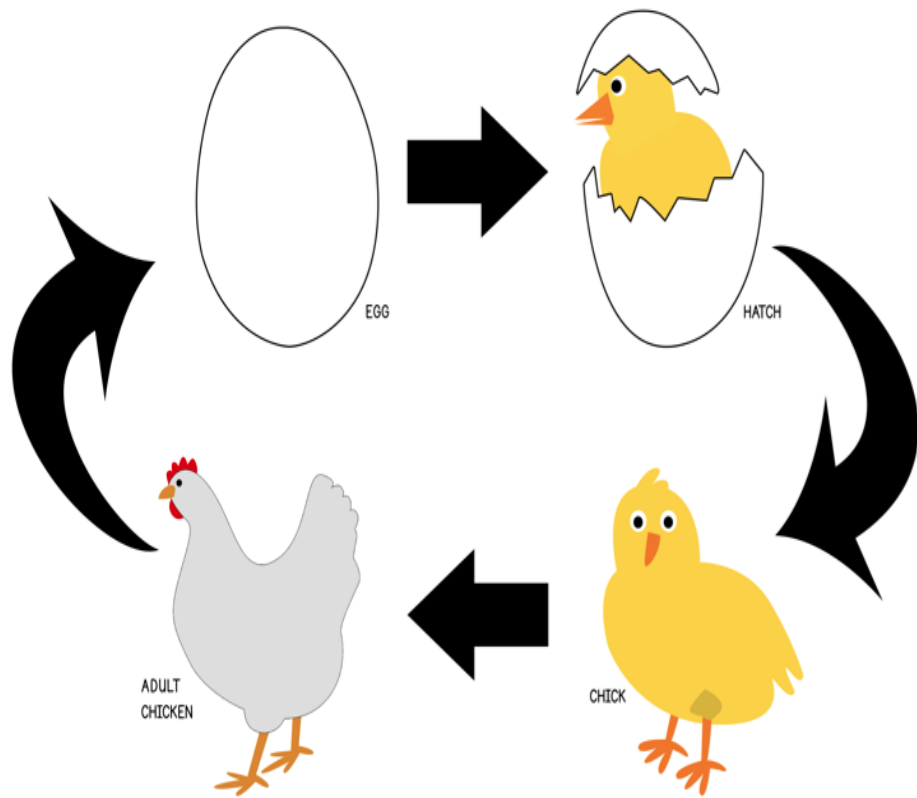




# Fun facts about chickens...

- ▶ Chickens are raised mostly for their eggs and meat, but chickens also make good pets.
- ▶ Some chickens are very tame and will allow you to hold or pet them.
- ▶ Chickens eat almost anything - grass, bugs, fruit, vegetables and table scraps.
- ▶ There are more chickens in the world than any other species of bird.
- ▶ Chickens have excellent hearing and memory.
- ▶ There are well over 300 breeds of chickens.
- ▶ Do you know any more facts about chickens?
- ▶ Why not choose one of the other farm animals and learn some new facts about them?






Follow this link to see a virtual life cycle of a chicken  
<https://stormedapps.co.uk/lifestages/lifestages.html>

# Science: Life Cycle of a Chicken

- ▶ Watch these short videos to learn some new facts about chickens and about how new baby chicks are born.
- ▶ <https://www.youtube.com/watch?v=wYKJkHcaMzE>
- ▶ <https://www.youtube.com/watch?v=b5JvWtRVaoE>

# Life Cycle of a Chicken

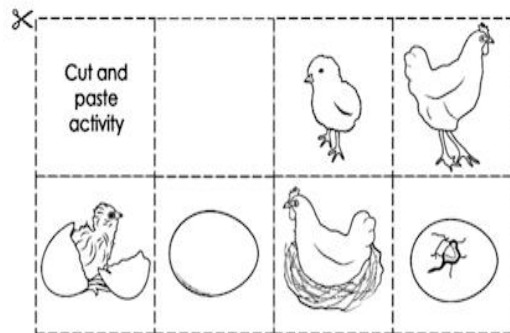
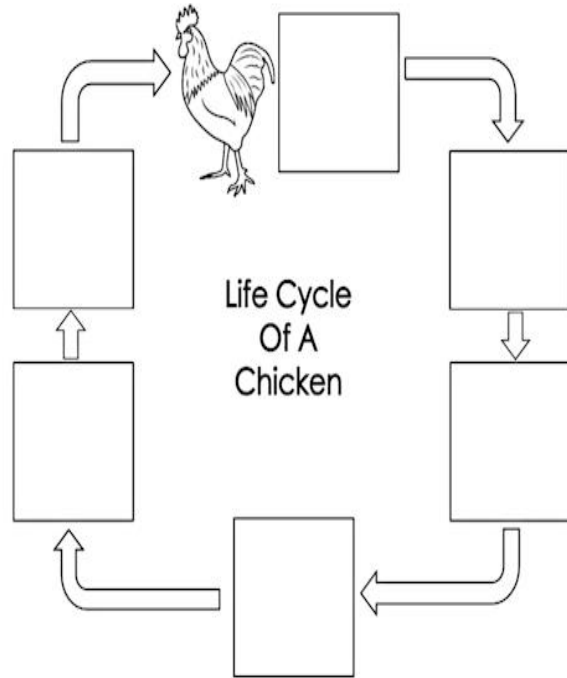


Each **chicken** started its **life** by hatching from an egg. Chicks grow and change over time, becoming **chickens** and having babies of their own. The different stages of **life** that an animal passes through are called its **life cycle**. A **chicken's life cycle** begins even before it hatches.





Name: \_\_\_\_\_ Date: \_\_\_\_\_



Property of kiddyhouse.com. Copyright material.

# Life Cycle of a Chicken Sequencing

- ▶ Can you retell the main stages of the life cycle of a chicken?
- ▶ Can you put the pictures in the correct order?

Chicken life cycle sequencing

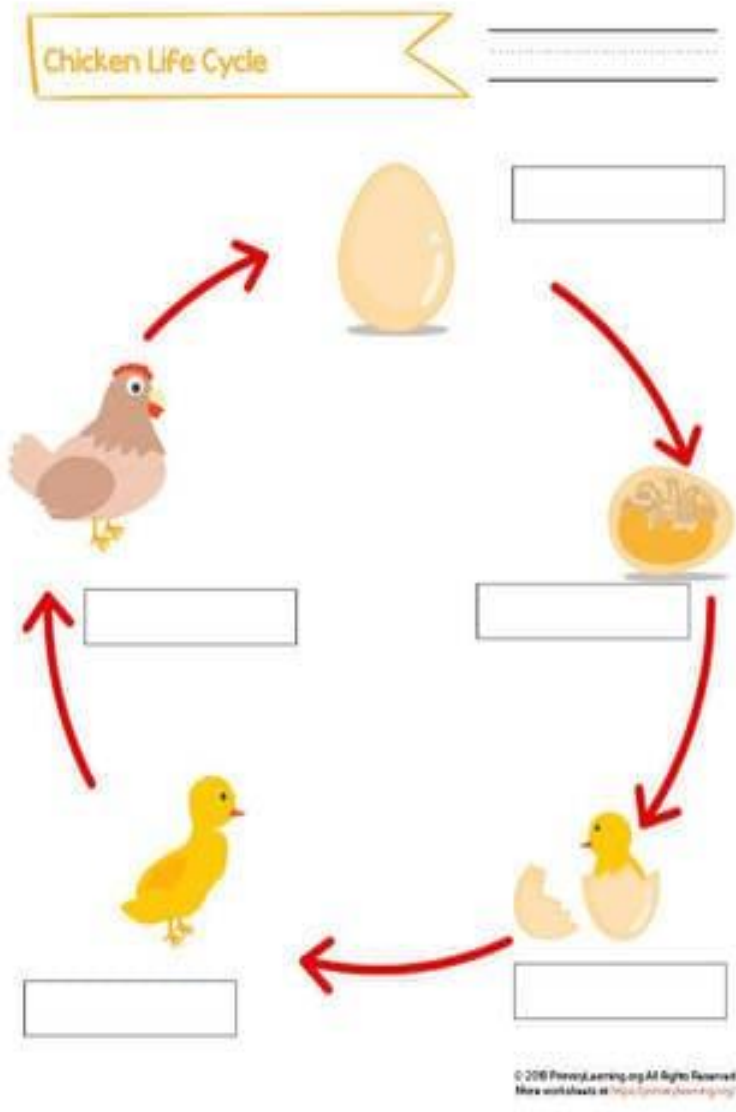
Cut out the pictures at the bottom of the sheet and stick on the numbered boxes in the correct order.

1	2	3	4	5
---	---	---	---	---

---

--	--	--	--	--

# Labelling the Life Cycle of a Chicken





- ▶ Now let's see if you can get an adult to help you label each part of the life cycle.
- ▶ Maybe you could draw or make your own life cycle and ask an adult or you big brother or sister to help you label your drawing!
- ▶ Use this link to help you with each stage of the life cycle...  
<https://stormedapps.co.uk/lifestages/lifestages.html>

# Art: Make your own chicken life cycle



# History: Storytime: Chicken Licken

- Before you listen to the story online let's make some predictions about the story...
- Now watch to the story 'Chicken Licken' by on YouTube...  
<https://www.youtube.com/watch?v=ZNkXQYxfllQ>
- What are the names of the animals in the story?
- Did you hear any rhyming words in the story; for example, 'Henny Penny'?
- Who is your favourite animal or character in the story?
- Why not draw a picture of your favourite animal or part from the story?





# Matching Activity: Can you match the name of the character to each picture?






Can you retell the story in your own words to your family?

Try put the animals in order that they appear in the story; first, second, third etc...




Can you retell the main parts of the story in the correct order?




# Drawing: Draw a picture of a Chicken

Use either of these links to learn how to draw a chicken using a few easy steps...

- ▶ <https://www.youtube.com/watch?v=NcJHwaOm7F8>
- ▶ <https://www.youtube.com/watch?v=Mo8uZXiel5I>



**Learn to Draw a Chick**



# Aistear Activities

- ▶ This week we are continuing our farm theme so you can continue creating 3/4 stations about the farm using whatever materials you have to hand. For example, you can use sand, water to wash the animals, paper, toys, playdough, Lego, recyclable materials etc. Lots of PLAY!!!
- ▶ You might also want to continue your art project from last week or begin a new one this week perhaps based on the chicken or a Spring idea.
- ▶ The following website has some nice ideas that are based on learning about the chicken. <https://www.scholastic.com/teachers/blog-posts/shari-carter/teach-life-cycle-chicken-eggcellent-activities/>





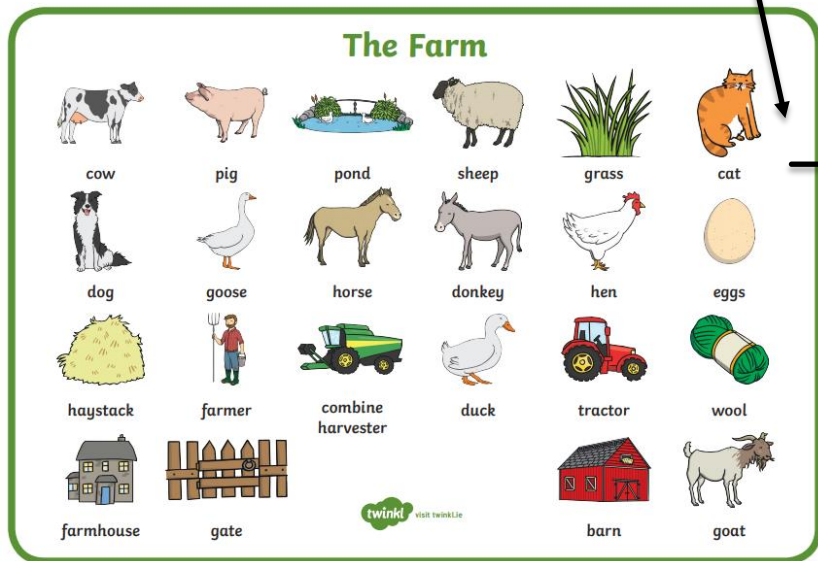

# Art ideas for Aistear





# Games based on the farm to play with your brothers and sisters...

- ▶ The farmer wants a wife...
- ▶ Farmer Says (instead of Simon Says)...
- ▶ Farmer May I (instead of Mother May I)...
- ▶ Guess which picture is missing?



Use a coin to cover up a picture and see if your child can figure out which one you covered. Take turns and give clues!





A large, 3D white text graphic that reads "WELL DONE!". The text is set against a white background and is surrounded by a dense cloud of small, multi-colored rectangular confetti pieces in shades of red, blue, yellow, and green. The entire scene is framed by a white rectangular area on the left and a green geometric pattern on the right.

# WELL DONE!

shutterstock.com • 415603990